

The Union County Commission met in Regular Called Meeting at 7:00 P.M. on Tuesday, November 13, 2012 at the Union County Courthouse. The Honorable Micheal Williams, County Chairman, Presiding. A quorum being present, Union County Commission was duly opened at 7:00 PM.

The Agenda for November 13, 2012 is as follows:

1. Call to Order
2. Invocation
3. Pledge of Allegiance
4. Roll Call

Announcements (if any):

5. Approve Previous Meeting Minutes
6. Approve Notaries (if any)
7. Budget Amendments & Transfers
8. Quarterly Reports:
 - a) Mayor
 - b) Trustee
 - c) Highway Department
 - d) Schools
9. Appoint Planning Commission Member to replace Stanley Patterson (resigned)
10. Discuss Simulated Ambulance – Steve Massengill, UCHS
11. Chamber of Commerce – Request for Funds
12. Approve/Disapprove refund of unclaimed funds (Hubbs Estate/Brad Lewis)
13. Election Commission – Discuss Rental of Building & Moving Office Out of Courthouse
14. Old Business
 - a) Discuss Solar Project. Deadline is very near. Need to make a decision whether to participate. If so, which company – Earth Right (John Kemp) or Efficient Energy of Tennessee (Robbie Thomas)
15. New Business
16. Adjourn

1. County Commission was duly opened by Trever Warwick, Deputy Sheriff.
2. Invocation by Commissioner Wayne Roach.
3. Pledge of Allegiance was led by Commissioner Jonathan Goforth.
4. Roll call by Pam Ailor, Union County Clerk. **Commissioners Present:** J. M. Bailey, Jeff Brantley, Sheila Buckner, Bill Cox, Gary England, Dawn Flatford, Jonathan Goforth, Janet Holloway, Brenda Jessee, R. L. Jones, Joyce Meltabarger, Wayne Roach, Mike Sexton, and Chris Upton.

Commissioners Absent: Stanley Boles, Dean Hill, and Doyle Welch.

5. A **Motion** was made by **Janet Holloway** and **Second** by **Gary England** to approve the minutes of October 8, 2012 regular meeting.

County Chairman, Micheal Williams called for an **Aye Vote**. **Motion Carried.**

6. A **Motion** was made by **Gary England** and **Second** by **Joyce Meltabarger** to approve the following notaries: Beverly W. Fretwell and Brenda Fritts.

County Chairman, Micheal Williams called for an **Aye Vote**. **Motion Carried.**

7. Budget Amendments & Transfers


a) County Budget Amendments/Transfers


**UNION COUNTY GOVERNMENT
BUDGET TRANSFER REQUEST**
Submitted to Budget and Finance
November 6, 2012
Senior Center/Library

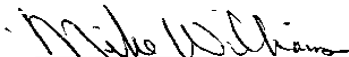
Line #		Original/ Amended Budget	Decrease	Increase	Amended Budget
101-56300-316	Contributions	\$ 9,000.00		\$ 1,000.00	\$ 10,000.00
101-44570	from United Way for Project Help				
101-56500-599-U	Contributions	\$ 3,930.16		\$ 406.96	\$ 4,337.12
	from Union County Library Fund				
			\$ -	\$ 1,406.96	
				\$ 1,406.96	NET CHANGE

Reduction of Fund Balance	44570	\$ (1,406.96)	

ADOPTED AND APPROVED IN OPEN MEETING, AT MAYNARDVILLE, TENNESSEE, this 13th day of NOVEMBER, 2012


 OFFICIAL SEAL OF THE
 UNION COUNTY
 TENNESSEE

Attest: 
 Pam Ailor, County Clerk


 Mike Williams, Chairman
 Union County Mayor

Voting Aye	14
Voting Nay	0
Pass	0

A **Motion** was made by **Bill Cox** and **Second** by **R. L. Jones** to approve the County Budget Amendment/Transfer for the Senior Center/Library as presented.


County Chairman, Micheal Williams called for a **Roll Call Vote**. **Commissioners Voting For:** J. M. Bailey, Jeff Brantley, Sheila Buckner, Bill Cox, Gary England, Dawn Flatford, Jonathan Goforth, Janet Holloway, Brenda Jessee, R. L. Jones, Joyce Meltabarger, Wayne Roach, Mike Sexton, and Chris Upton. **Commissioners Voting Against:** None. **Commissioners Passing:** None. **Motion Carried.**


UNION COUNTY GOVERNMENT
BUDGET TRANSFER REQUEST
Submitted to Budget and Finance
November 6, 2012
101- General Fund Miscellaneous Transfers

Line #		Original/ Amended			Amended Budget
		Budget	Decrease	Increase	
101-52400-508	Trustee Premiums on Corp Surety Bonds	\$ 4,324.00	\$ (1,875.00)		\$ 2,449.00
101-52400-435	Trustee-Office Supplies	\$ 3,500.00		\$ 1,875.00	\$ 5,375.00
101-52400-332	Trustee- Legal Notices, Recordings	\$ 2,000.00	\$ (407.00)		\$ 1,593.00
101-52400-320	Trustee-Dues and Memberships	\$ -		\$ 407.00	\$ 407.00
101-52300-332	Property Assessor-Legal Notices	\$ 500.00	\$ (448.55)		\$ 51.45
101-52300-508	Assessor- Premiums on Corp Surety Bonds	\$ 60.00		\$ 448.55	\$ 508.55
101-53400-320	Clerk&Masters Dues and Memberships	\$ -		\$ 407.00	\$ 407.00
101-53400-210	Unemployment	\$ 1,105.00	\$ (407.00)		\$ 698.00
			\$ (3,137.55)	\$ 3,137.55	
				\$ -	NET CHANGE

Reduction of Fund Balance	39000	\$ -	
			\$ - NET CHANGE

ADOPTED AND APPROVED IN OPEN MEETING, AT MAYNARDVILLE, TENNESSEE, this 13th day of NOVEMBER, 2012

Attest: 
Pam Ailor, County Clerk


Mike Williams, Chairman
Union County Mayor

Voting Aye	<u>14</u>
Voting Nay	<u>0</u>
Pass	<u>0</u>

A **Motion** was made by **R. L. Jones** and **Second** by **Joyce Meltabarger** to approve the County Budget Amendment/Transfer for the 101-General Fund Miscellaneous Transfers as presented.

County Chairman, Micheal Williams called for a **Roll Call Vote**. **Commissioners Voting For:** J. M. Bailey, Jeff Brantley, Sheila Buckner, Bill Cox, Gary England, Dawn Flatford, Jonathan Goforth, Janet Holloway, Brenda Jessee, R. L. Jones, Joyce Meltabarger, Wayne Roach, Mike Sexton, and Chris Upton. **Commissioners Voting Against:** None. **Commissioners Passing:** None. **Motion Carried.**


**UNION COUNTY GOVERNMENT
BUDGET AMENDMENT REQUEST**
Submitted to Budget and Finance
November 6, 2012
Accounting and Budgeting

Line #		Original/ Amended Budget	Decrease	Increase	Amended Budget
101-52100-105	Director	\$ -		\$ 57,000.00	\$ 57,000.00
		\$ -			
			\$ -	\$ 57,000.00	
				\$ 57,000.00	

Reduction of Fund Balance	39000	\$ (57,000.00)	
---------------------------	-------	----------------	--

\$ (57,000.00) NET CHANGE

ADOPTED AND APPROVED ON OPEN MEETING, AT MAYNARDVILLE, TENNESSEE, this 13th day of NOVEMBER, 2012



Attest:

Pam Ailor
Pam Ailor, County Clerk

Mike Williams
Mike Williams, Chairman
Union County Mayor

Voting Aye	14
Voting Nay	0
Pass	0

A **Motion** was made by **Wayne Roach** and **Second** by **Dawn Flatford** to approve the County Budget Amendment/Transfer for Accounting and Budgeting as presented.

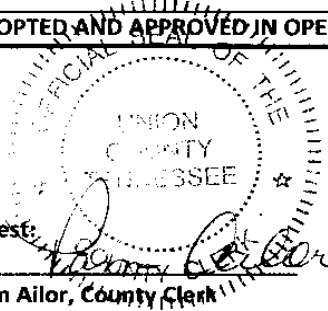
County Chairman, Micheal Williams called for a **Roll Call Vote**. **Commissioners Voting For:** J. M. Bailey, Jeff Brantley, Sheila Buckner, Bill Cox, Gary England, Dawn Flatford, Jonathan Goforth, Janet Holloway, Brenda Jessee, R. L. Jones, Joyce Meltabarger, Wayne Roach, Mike Sexton, and Chris Upton. **Commissioners Voting Against:** None. **Commissioners Passing:** None. **Motion Carried.**

**UNION COUNTY GOVERNMENT
BUDGET AMENDMENT REQUEST**
Submitted to Budget and Finance
November 6, 2012
General Government

Line #	Original/ Amended Budget	Decrease	Increase	Amended Budget
101-58400-316-TAX	\$ -		\$ 7,665.00	\$ 7,665.00
		\$ -	\$ 7,665.00	
			\$ 7,665.00	

Reduction of Fund Balance	39000	\$ (7,665.00)	
			\$ (7,665.00) NET CHANGE

ADOPTED AND APPROVED IN OPEN MEETING, AT MAYNARDVILLE, TENNESSEE, this 13th day of NOVEMBER, 2012



Attest: *Pam Ailor*
Pam Ailor, County Clerk

Mike Williams
Mike Williams, Chairman
Union County Mayor

Voting Aye	<u>14</u>
Voting Nay	<u>0</u>
Pass	<u>0</u>

A **Motion** was made by **Jeff Brantley** and **Second** by **Chris Upton** to approve the County Budget Amendment/Transfer for General Government as presented.

County Chairman, Micheal Williams called for a **Roll Call Vote**. **Commissioners Voting For:** J. M. Bailey, Jeff Brantley, Sheila Buckner, Bill Cox, Gary England, Dawn Flatford, Jonathan Goforth, Janet Holloway, Brenda Jessee, R. L. Jones, Joyce Meltabarger, Wayne Roach, Mike Sexton, and Chris Upton. **Commissioners Voting Against:** None. **Commissioners Passing:** None. **Motion Carried.**


b) Highway Department

**UNION COUNTY GOVERNMENT
BUDGET TRANSFER REQUEST
Submitted to Budget and Finance
November 6, 2012
Highway Department**

Line #		Original/ Amended Budget	Decrease	Increase	Amended Budget
131-62000-443	Road Signs	\$ 35,000.00	\$ (9,500.00)		\$ 25,500.00
131-62000-440	Pipe-Metal	\$ 4,500.00		\$ 9,500.00	\$ 14,000.00
			\$ (9,500.00)	\$ 9,500.00	
			\$ -		NET CHANGE

Reduction of Fund Balance	39000	\$ -	
---------------------------	-------	------	--

ADOPTED AND APPROVED IN OPEN MEETING, AT MAYNARDVILLE, TENNESSEE, this 13th day of NOVEMBER, 2012



Attest: Pam Ailor
Pam Ailor, County Clerk

Mike Williams
Mike Williams, Chairman
Union County Mayor

Voting Aye	<u>14</u>
Voting Nay	<u>0</u>
Pass	<u>0</u>

A **Motion** was made by **Joyce Meltabarger** and **Second** by **R. L. Jones** to approve the Budget Amendment/Transfer for the Highway Department as presented.

County Chairman, Micheal Williams called for a **Roll Call Vote**. **Commissioners Voting For:** J. M. Bailey, Jeff Brantley, Sheila Buckner, Bill Cox, Gary England, Dawn Flatford, Jonathan Goforth, Janet Holloway, Brenda Jessee, R. L. Jones, Joyce Meltabarger, Wayne Roach, Mike Sexton, and Chris Upton. **Commissioners Voting Against:** None. **Commissioners Passing:** None. **Motion Carried.**

c) School – 141-General Purpose Schools

UNION COUNTY COMMISSION
Budget Amendments and Transfers
141-General Purpose Schools
November 6, 2012

Decrease Expenditures

141-71100-449	Textbooks	\$ 60,000.00
141-71100-722	Regular Education Equipment	\$ 10,000.00
141-72210-432	Library Books	<u>\$ 5,000.00</u>
	Total Decreases	\$ 75,000.00

Increase Expenditures

141-71100-307	Medical Insurance	<u>\$ 75,000.00</u>
	Total Increases	\$ 75,000.00

A **Motion** was made by **Jonathan Goforth** and **Second** by **Mike Sexton** to approve the Budget Amendments/Transfers for 141-General Purpose Schools as presented

County Chairman, Micheal Williams called for a **Roll Call Vote**. **Commissioners Voting For:** J. M. Bailey, Sheila Buckner, Bill Cox, Gary England, Jonathan Goforth, Janet Holloway, R. L. Jones, Wayne Roach, Mike Sexton, and Chris Upton. **Commissioners Voting Against:** Jeff Brantley, Dawn Flatford, and Brenda Jessee. **Commissioners Passing:** None. **Commissioners Abstaining:** Joyce Meltabarger. **Motion Carried.**

Budget Amendments and Transfers
141-General Purpose Schools
November 6, 2012

Increase Expenditures

141-72620-499-UCHS	Other Supplies and Materials (Maintenance)	\$ 41,097.69
141-72620-499-HMMS	Other Supplies and Materials (Maintenance)	<u>\$ 9,133.06</u>
	Total Increases	\$ 50,230.75

Increase Revenue

141-49700-UCHS	Insurance Recovery	\$ 41,097.69
141-49700-HMMS	Insurance Recovery	<u>\$ 9,133.06</u>
	Total Increases	\$ 50,230.75

A **Motion** was made by **Gary England** and **Second** by **Wayne Roach** to approve the Budget Amendments/Transfers for 141-General Purpose Schools as presented

County Chairman, Micheal Williams called for a **Roll Call Vote**. **Commissioners Voting For:** J. M. Bailey, Sheila Buckner, Bill Cox, Gary England, Dawn Flatford, Jonathan Goforth, Janet Holloway, Brenda Jessee, R. L. Jones, Wayne Roach, Mike Sexton, and Chris Upton. **Commissioners Voting Against:** Jeff Brantley. **Commissioners Passing:** None. **Commissioners Abstaining:** Joyce Meltabarger. **Motion Carried.**

Budget Amendments and Transfers
 141-General Purpose Schools
 November 6, 2012
 Governor's Pre-K Program

Decrease Expenditures

141-71100-163-GPK	Educational Assistants	\$ 1,200.00
141-72210-105-GPK	Supervisor	\$ 2,500.00
141-72210-355-GPK	Travel	\$ 500.00
141-72210-524-GPK	In-Service/Staff Development	<u>\$ 1,000.00</u>
	Total Decreases	\$ 5,200.00

Increase Expenditures

141-71100-189-GPK	Other Salaries and Wages	\$ 1,200.00
141-72210-499-GPK	Other Supplies and Materials (Support)	<u>\$ 4,000.00</u>
	Total Increases	\$ 5,200.00

A **Motion** was made by **R. L. Jones** and **Second** by **Jonathan Goforth** to approve the Budget Amendments/Transfers for 141-General Purpose Schools Governor's Pre-K Program as presented

County Chairman, Micheal Williams called for a **Roll Call Vote**. **Commissioners Voting For:** J. M. Bailey, Jeff Brantley, Sheila Buckner, Bill Cox, Gary England, Dawn Flatford, Jonathan Goforth, Janet Holloway, Brenda Jessee, R. L. Jones, Wayne Roach, Mike Sexton, and Chris Upton. **Commissioners Voting Against:** None. **Commissioners Passing:** None. **Commissioners Abstaining:** Joyce Meltabarger. **Motion Carried.**

**Budget Amendment
 141—General Purpose
 Revenue Code 47141
 Sub Fund SIG**

2011-2012 School Improvement Grant for Union County High School
 (Submitted to UCBOE for Approval 9/13/12; submitted to County Commission Budget and Finance Committee for Approval 11/6/12)

INCREASE REVENUE

141-47141—SIG	School Improvement Grant Revenue	<u>\$ 5,935.05</u>
	TOTAL REVENUE INCREASE 141-47141—SIG	\$ 5,935.05

Increase Expenditures

141-72210-423—SIG	Library Books/Media	\$ 554.26
141-72210-524—SIG	In Service/Staff Development	4,912.67
141-72210-790—SIG	Other Equipment	468.12
	Total Increase 141-71100—SIG	<u>\$ 5,935.05</u>
	TOTAL EXPENDITURE INCREASE 141-47141—SIG	\$ 5,935.05

This budget amendment is requested to budget carryover funds within the Union County High School Improvement Grant from fiscal year 2011-2012.

A **Motion** was made by **Gary England** and **Second** by **R. L. Jones** to approve the Budget Amendments/Transfers for 141-General Purpose Schools Sub Fund SIG as presented

County Chairman, Micheal Williams called for a **Roll Call Vote**. **Commissioners Voting For:** J. M. Bailey, Jeff Brantley, Sheila Buckner, Bill Cox, Gary England, Dawn Flatford, Jonathan Goforth, Janet Holloway, Brenda Jessee, R. L. Jones, Wayne Roach, Mike Sexton, and Chris Upton. **Commissioners Voting Against:** None. **Commissioners Passing:** None. **Commissioners Abstaining:** Joyce Meltabarger. **Motion Carried.**

UNION COUNTY COMMISSION
 Budget Amendments and Transfers
 141-General Purpose Schools
 November 6, 2012
To be presented to UCBOE 11/8/12
To be presented to full Commission 11/13/12

Decrease Expenditures

141-72210-524	In-Service/Staff Development	\$ 1,500.00
141-71600-189-ABE	Other Salary and Wages	<u>\$ 2,300.00</u>
	Total Decreases 141	\$ 3,800.00

Increase Expenditures

141-72260-524-SD	In-Service/Staff Development	\$ 1,500.00
141-71600-116-ABE	Teachers	<u>\$ 2,300.00</u>
	Total Increases 141	\$ 3,800.00

A **Motion** was made by **R. L. Jones** and **Second** by **Sheila Buckner** to approve the Budget Amendments/Transfers for 141-General Purpose Schools as presented

County Chairman, Micheal Williams called for a **Roll Call Vote**. **Commissioners Voting For:** J. M. Bailey, Jeff Brantley, Sheila Buckner, Bill Cox, Gary England, Dawn Flatford, Jonathan Goforth, Janet Holloway, Brenda Jessee, R. L. Jones, Wayne Roach, Mike Sexton, and Chris Upton. **Commissioners Voting Against:** None. **Commissioners Passing:** None. **Commissioners Abstaining:** Joyce Meltabarger. **Motion Carried.**

School – 142-Federal Projects

**Budget Amendment
 142—Federal Projects
 Subfund 101
 Revenue Code 47141
 Title I-A**

Improving the Academic Achievement of the Disadvantaged

(Submitted for approval to UCBOE on October 18, 2012; submitted to County Commission Budget and Finance Committee for Approval 11/6/12)

INCREASE REVENUE

142-47141-101	Increase Title I-A Allocation	\$ 536.00
---------------	-------------------------------	-----------

Increase Expenditures

142-71100-429-101	Instructional Material	\$ 536.00
-------------------	------------------------	-----------

	<hr/>	
Total Increase 142-71100-101	\$	536.00

TOTAL INCREASE SUBFUND 101	\$	536.00
-----------------------------------	-----------	---------------

This budget amendment is requested to allocate additional Title I-A funds received by Union County.

**Budget Amendment
142—Federal Projects
Subfund 101
Revenue Code 47141
Title I-A**

Improving the Academic Achievement of the Disadvantaged
(Submitted to UCBOE for Approval on 10/18/12; submitted to County Commission Budget and Finance Committee for Approval 11/6/12)

Decrease Expenditures

142-71100-399-101	Other Contracted Services	\$ 1,385.00
Total Decrease 142-71100-101		\$ 1,385.00

Increase Expenditures

142-71100-499-101	Other Supplies and Materials	\$ 1,385.00
Total Increase 142-71100-101		\$ 1,385.00

This budget amendment is requested to move funds from “Other Contracted Services” as there are currently none pending; “Other Supplies and Materials” funds are designed for replacement bulbs and toner for instructional equipment previously purchased with federal program funds.

**Budget Transfer
142—Federal Projects
Sub Fund 601
Title VI-B-2**

Small, Rural School Achievement Program
(Submitted to UCBOE for Approval 10/18/12; submitted to County Commission Budget and Finance Committee for Approval 11/6/12)

Decrease Expenditures

142-71100-599-601	Other Charges	\$ 3,500.00
Total Decrease 142-71100-601		\$ 3,500.00

Increase Expenditures

142-71100-499-601	Other Supplies and Materials	\$ 3,500.00
Total Increase 142-71100-601		\$ 3,500.00

This budget amendment is requested to move funds from “Other Charges” to “Other Supplies and Materials” for purchase of replacement bulbs and toner for instructional equipment previously purchased with federal program funds.

**Budget Amendment
142--Federal Projects
Sub Fund RTTT
Race to the Top**

(Submitted to UCBOE for Approval 11/8/12;
Submitted to County Commission Budget and Finance Committee for Approval 11/6/12;
Submitted to County Commission for Approval 11/13/12)

INCREASE REVENUE

142-47311—RTTT	Race to the Top	\$	241,781.00
Total Revenue Increase 142-47311—RTTT		\$	241,781.00

Increase Expenditures

142-71100-429—RTTT	Instructional Materials/Supplies	\$	120,141.00
Total Increase 142-71100—RTTT		\$	120,141.00

Increase Expenditures

142-72210-189—RTTT	Other Salaries and Wages	\$	75,490.27
142-72210-201—RTTT	Social Security		5,607.28
142-72210-204—RTTT	State Retirement		8,031.07
142-72210-212—RTTT	Employer Medicare		1,311.38
142-72210-308—RTTT	Consultants		31,200.00
Total Increase 142-72210—RTTT		\$	121,640.00

Total Expenditure Increase 142-47311—RTTT	\$	241,781.00
--	-----------	-------------------

This budget amendment is requested to add funds received from the Race to the Top grant for purchase of instructional materials and supplies, stipends for teacher and principal participation in professional development, and fees for educational consultants per the state-approved Scope of Work in the Race to the Top application for funds.

**Budget Amendment
142—Federal Projects
Sub Fund 011**

Consolidated Administration
(Submitted to UCBOE for Approval 11/8/12;
Submitted to County Commission Budget and Finance Committee for Approval 11/6/12;
Submitted to County Commission for Approval 11/13/12)

DECREASE REVENUE

142-47141-011	Consolidated Administration	\$	9,071.66
TOTAL REVENUE DECREASE SUBFUND 011		\$	9,071.66

Decrease Expenditures

142-72210-105-011	Supervisor's Salary	\$	429.51
142-72210-201-011	Social Security		427.26
142-72210-204-011	State Retirement		40.99
142-72210-207-011	Employee Medical Insurance		3,550.70
142-72210-210-011	Unemployment Compensation	\$	9.83
142-72210-212-011	Medicare		101.88
142-72210-307-011	Communications		382.44
142-72210-355-011	Travel		39.58
142-72210-499-011	Other Supplies/Materials		613.38
142-72210-790-011	Other Equipment		3,476.09
Total Decrease 142-72210-011		\$	9,071.66

TOTAL EXPENDITURE DECREASE SUBFUND 011	\$	9,071.66
---	-----------	-----------------

This budget amendment is requested to remove carryover funds from fiscal year 2011-2012 within the federal programs Consolidated Administration budget that were inadvertently entered twice in the federal programs budget for fiscal year 2012-2013.

**Budget Transfer
142—Federal Projects
Subfund 101
Revenue Code 47141
Title I-A**

Improving the Academic Achievement of the Disadvantaged

(Submitted to UCBOE for Approval 11/8/12;

Submitted to County Commission Budget and Finance Committee for Approval 11/6/12;

Submitted to County Commission for Approval 11/13/12)

Decrease Expenditures

142-71100-116-101—LES	Teacher Salaries	\$ 50,305.00
142-71100-116-101—MES	Teacher Salaries	54,402.00
142-71100-116-101—PES	Teacher Salaries	51,383.00
142-71100-201-101—LES	Social Security	3,119.00
142-71100-201-101—MES	Social Security	3,373.00
142-71100-201-101—PES	Social Security	3,186.00
142-71100-204-101—LES	State Retirement	4,468.00
142-71100-204-101—MES	State Retirement	4,831.00
142-71100-204-101—PES	State Retirement	4,563.00
142-71100-207-101—LES	Medical Insurance	6,322.00
142-71100-207-101—MES	Medical Insurance	6,322.00
142-71100-210-101—LES	Unemployment	75.00
142-71100-210-101—MES	Unemployment	75.00
142-71100-210-101—PES	Unemployment	75.00
142-71100-212-101—LES	Medicare	730.00
142-71100-212-101—MES	Medicare	789.00
142-71100-212-101—PES	Medicare	746.00
142-71100-599-101	Other Charges and Materials	121,793.00

Total Decrease 142-71100-101 \$ 316,557.00

TOTAL EXPENDITURE DECREASE 142-47141-101 \$ 316,557.00

Increase Expenditures

142-71100-429-101	Instructional Materials/Supplies	\$ 121,793.00
-------------------	----------------------------------	---------------

Total Increase 142-71100-101 \$ 121,793.00

Increase Expenditures

142-72210-116-101—LES	Teacher Salaries	\$ 50,305.00
142-72210-116-101—MES	Teacher Salaries	54,402.00
142-72210-116-101—PES	Teacher Salaries	51,383.00
142-72210-201-101—LES	Social Security	3,119.00
142-72210-201-101—MES	Social Security	3,373.00
142-72210-201-101—PES	Social Security	3,186.00
142-72210-204-101—LES	State Retirement	4,468.00
142-72210-204-101—MES	State Retirement	4,831.00

142-72210-204-101—PES	State Retirement	4,563.00
142-72210-207-101—LES	Medical Insurance	6,322.00
142-72210-207-101—MES	Medical Insurance	6,322.00
142-72210-210-101—LES	Unemployment	75.00
142-72210-210-101—MES	Unemployment	75.00
142-72210-210-101—PES	Unemployment	75.00
142-72210-212-101—LES	Medicare	730.00
142-72210-212-101—MES	Medicare	789.00
142-72210-212-101—PES	Medicare	746.00

Total Increase 142-72210-101 \$ 194,764.00

TOTAL EXPENDITURE INCREASE 142-47141-101 \$ 316,557.00

This budget transfer is requested to move funds within the Title I subfund to: place instructional facilitator salaries and benefits in the appropriate line items per current job descriptions for compliance with ESEA federal budget requirements; transfer funds from "Other Charges and Materials" to "Instructional Materials and Supplies."

Budget Amendments and Transfers
 142- Federal Projects
 Subfund 802
 Carl Perkins Reserve Grant
 November 6, 2012

Increase Expenditures		
142-71300-429-802	Instructional Supplies and Materials	\$ 22,943.00
142-71300-730-802	Career and Technical Equipment	<u>\$ 67,057.00</u>
Total Increase 142-71300-802		\$ 90,000.00
Increase Revenue		
142-47131-802	Vocational Education Grants to States	\$ 90,000.00

This budget amendment is requested to add the Carl Perkins reserve grant to the 142 budget.

A **Motion** was made by **Chris Upton** and **Second** by **Bill Cox** to approve the Budget Amendments/Transfers for all 142-Federal Projects as presented

County Chairman, Micheal Williams called for a **Roll Call Vote**. **Commissioners Voting For:** J. M. Bailey, Jeff Brantley, Sheila Buckner, Bill Cox, Gary England, Dawn Flatford, Jonathan Goforth, Janet Holloway, Brenda Jessee, R. L. Jones, Wayne Roach, Mike Sexton, and Chris Upton. **Commissioners Voting Against:** None. **Commissioners Passing:** None. **Commissioners Abstaining:** Joyce Meltabarger. **Motion Carried.**

8. Quarterly Reports

a) Mayor – Quarter Ending September 30, 2012

Jul-12	Fund	Beginning Balance	Adjustments	Receipts	Disbursements	Commission Transfer	Ending Balance
	101 General	\$ 3,041,329.45		\$ 333,010.35	\$ 625,271.32	\$ 1,653.51	\$ 2,747,414.97
	122 Drug	\$ 17,011.67		\$ 252.17	\$ 1,758.00	\$ 2.52	\$ 15,503.32
	151 Debt Service	\$ 743,995.97	\$ 49,032.81	\$ 80,358.27	\$ 104,131.12	\$ 511.88	\$ 670,678.43
	171 Capital Projects	\$ 338,285.69					\$ 338,285.69
	172 Community Dev	\$ 77,000.59					\$ 77,000.59

Aug-12	Fund	Beginning Balance	Adjustments	Receipts	Disbursements	Commission Transfer	Ending Balance
	101 General	\$ 2,747,414.97	\$ 335,293.00	\$ 204,780.76	\$ 426,098.61	\$ 1,713.35	\$ 2,859,676.77
	122 Drug	\$ 15,503.32		\$ 630.00	\$ 899.31	\$ 6.30	\$ 15,227.71
	151 Debt Service	\$ 670,678.43	\$ 55,584.91	\$ 45,000.05	\$ 17,371.10	\$ 479.81	\$ 642,242.66
	171 Capital Projects	\$ 338,285.69	\$ (335,000.00)	\$ 1,056.40			\$ 4,342.09
	172 Community Dev	\$ 77,000.59					\$ 77,000.59

Sep-12	Fund	Beginning Balance	Adjustments	Receipts	Disbursements	Commission Transfer	Ending Balance
	101 General	\$ 2,859,676.77	\$ 9,885.52	\$ 219,500.55	\$ 447,256.77	\$ 1,781.73	\$ 2,620,253.30
	122 Drug	\$ 15,227.71		\$ 430.35	\$ 2,301.18	\$ 4.30	\$ 13,352.58
	151 Debt Service	\$ 642,242.66	\$ 123,749.04	\$ 56,531.78	\$ 3,707.45	\$ 635.79	\$ 570,682.16
	171 Capital Projects	\$ 4,342.09					\$ 4,342.09
	172 Community Dev	\$ 77,000.59					\$ 77,000.59

A Motion was made by **Chris Upton** and **Second** by **Wayne Roach** to approve the County Mayor's Report – Quarter Ending September 30, 2012 as presented.

County Chairman, Micheal Williams called for a **Roll Call Vote. Commissioners Voting For:** J. M. Bailey, Jeff Brantley, Sheila Buckner, Bill Cox, Gary England, Dawn Flatford, Jonathan Goforth, Janet Holloway, Brenda Jessee, R. L. Jones, Joyce Meltabarger, Wayne Roach, Mike Sexton, and Chris Upton. **Commissioners Voting Against:** None. **Commissioners Passing:** None. **Motion Carried.**

b) Trustee – Quarter Ending September 30, 2012

TRAQ710A 2012/11/13 10:02:08 Union County Trustee FlexGen4(7.0U) Page: 1

Trustee's M-T-D Cash Receipts, Disbursements And Balances - JULY 2012 Thru JULY 2012
(A Minus Sign Denotes A Credit Balance)

Acct #	Description/ Beg Balance	Adjustments	Receipts	Transfers In	Disbursements	Transfers Out	Commission Transfers	Ending Balance
101	COUNTY GENERAL							
	3,041,329.45-	0.00	333,010.35-	0.00	625,271.32	0.00	1,653.51	2,747,414.97-
118	AMBULANCE SERVICE							
	218,450.56-	0.00	86,513.86-	0.00	188,123.00	0.00	891.78	115,949.64-
122	DRUG FUND							
	17,011.67-	0.00	252.17-	0.00	1,758.00	0.00	2.52	15,503.32-
131	HIGHWAY							
	525,749.48-	0.00	141,464.24-	0.00	148,639.97	0.00	1,425.03	517,148.72-
141	SCHOOL-GENERAL PURPOSE							
	6,232,172.39-	280,816.22	227,202.02-	0.00	5,302,279.00	0.00	1,133.04	875,146.15-
142	SCHOOL-FEDERAL PROJECTS							
	123,656.59-	280,816.22-	50,219.24-	0.00	149,951.87	0.00	0.00	304,740.18-
143	SCHOOL-FOOD SERVICE							
	129,029.29-	1,837.02-	208,728.76-	0.00	48,142.63	0.00	0.00	291,452.44-
151	DEBT SERVICE							
	743,995.97-	49,032.81	80,358.27-	0.00	104,131.12	0.00	511.88	670,678.43-
171	GENERAL CAPITAL PROJECTS							
	338,285.69-	0.00	0.00	0.00	0.00	0.00	0.00	338,285.69-
172	COMMUNITY DEVELOPMENT/INDUSTRIAL PARK							
	77,000.59-	0.00	0.00	0.00	0.00	0.00	0.00	77,000.59-
177	EDUCATION CAPITAL PROJECTS							
	3,328.99-	0.00	0.00	0.00	0.00	0.00	0.00	3,328.99-
189	OTHER CAPITAL PROJECTS							
	9,670.61-	0.00	0.00	0.00	0.00	0.00	0.00	9,670.61-
351	CITY OF MAYNARDVILLE							
	0.00	0.00	48,081.05-	0.00	47,600.24	0.00	480.81	0.00
352	CITY OF LUTTRELL							
	0.00	0.00	2,890.74-	0.00	2,861.83	0.00	28.91	0.00
353	CITY OF PLAINVIEW							
	0.00	0.00	4,005.69-	0.00	3,965.63	0.00	40.06	0.00
28310	UNDISTRIBUTED TAXES							
	0.00	3,790.70	3,790.70-	0.00	0.00	0.00	0.00	0.00
29900	FEE/COMMISSION ACCOUNT							
	0.00	0.00	6,167.54	0.00	0.00	0.00	6,167.54-	0.00
	11,459,681.28-	50,986.49	1,180,349.55-	0.00	6,622,724.61	0.00	0.00	5,966,319.73-

TRAQ710A 2012/11/13 10:02:08 Union County Trustee FlexGen4(7.0U) Page: 2

Trustee's M-T-D Cash Receipts, Disbursements And Balances - JULY 2012 Thru JULY 2012
(A Minus Sign Denotes A Credit Balance)

Summary Of Assets	JULY Beginning Balance	JULY Ending Balance
11120 CASH ON HAND	1,000.00	1,000.00
11130 CASH IN BANK	10,546,104.04	5,052,966.49
11300 INVESTMENTS	912,017.24	912,017.24
11410 ACV - ACCOUNTS RECEIVABLE	560.00	336.00
14310 UNDISTRIBUTED WARRANTS	0.00	0.00
Total	11,459,681.28	5,966,319.73

Trustee's M-T-D Cash Receipts, Disbursements And Balances - AUGUST 2012 Thru AUGUST 2012
(A Minus Sign Denotes A Credit Balance)

Acct #	Description/ Beg Balance	Adjustments	Receipts	Transfers In	Disbursements	Transfers Out	Commission Transfers	Ending Balance
101	COUNTY GENERAL							
	2,747,414.97-	335,293.00-	204,780.76-	0.00	426,098.61	0.00	1,713.35	2,859,676.77-
118	AMBULANCE SERVICE							
	115,949.64-	0.00	69,090.98-	0.00	92,282.16	0.00	712.75	92,045.71-
122	DRUG FUND							
	15,503.32-	0.00	630.00-	0.00	899.31	0.00	6.30	15,227.71-
131	HIGHWAY							
	517,148.72-	0.00	128,253.71-	0.00	186,398.35	0.00	1,288.38	457,715.70-
141	SCHOOL-GENERAL PURPOSE							
	875,146.15-	20,916.15-	7,628,670.04-	0.00	757,426.51	0.00	1,092.43	7,766,213.40-
142	SCHOOL-FEDERAL PROJECTS							
	304,740.18-	21,209.15	179,917.87-	0.00	64,673.24	0.00	0.00	398,775.66-
143	SCHOOL-FOOD SERVICE							
	291,452.44-	0.00	0.00	0.00	74,962.81	0.00	0.00	216,489.63-
151	DEBT SERVICE							
	670,678.43-	55,584.91	45,000.05-	0.00	17,371.10	0.00	479.81	642,242.66-
171	GENERAL CAPITAL PROJECTS							
	338,285.69-	335,000.00	1,056.40-	0.00	0.00	0.00	0.00	4,342.09-
172	COMMUNITY DEVELOPMENT/INDUSTRIAL PARK							
	77,000.59-	0.00	0.00	0.00	0.00	0.00	0.00	77,000.59-
177	EDUCATION CAPITAL PROJECTS							
	3,328.99-	0.00	0.00	0.00	0.00	0.00	0.00	3,328.99-
189	OTHER CAPITAL PROJECTS							
	9,670.61-	0.00	0.00	0.00	0.00	0.00	0.00	9,670.61-
351	CITY OF MAYNARDVILLE							
	0.00	0.00	44,785.36-	0.00	44,337.51	0.00	447.85	0.00
352	CITY OF LUTTRELL							
	0.00	0.00	3,216.01-	0.00	3,183.85	0.00	32.16	0.00
353	CITY OF PLAINVIEW							
	0.00	0.00	3,066.84-	0.00	3,036.17	0.00	30.67	0.00
29900	FEE/COMMISSION ACCOUNT							
	0.00	0.00	5,819.70	0.00	16.00-	0.00	5,803.70-	0.00
		5,966,319.73-	55,584.91	8,302,648.32-	0.00	1,670,653.62	0.00	12,542,729.52-

Trustee's M-T-D Cash Receipts, Disbursements And Balances - AUGUST 2012 Thru AUGUST 2012
(A Minus Sign Denotes A Credit Balance)

Summary Of Assets	AUGUST Beginning Balance	AUGUST Ending Balance
11120 CASH ON HAND	1,000.00	1,000.00
11130 CASH IN BANK	5,052,966.49	11,629,376.28
11300 INVESTMENTS	912,017.24	912,017.24
11410 ACV - ACCOUNTS RECEIVABLE	336.00	336.00
14310 UNDISTRIBUTED WARRANTS	0.00	0.00
Total	5,966,319.73	12,542,729.52

Trustee's Y-T-D Cash Receipts, Disbursements And Balances - SEPTEMBER 2012
(A Minus Sign Denotes A Credit Balance)

Acct #	Description/ Beg Balance	Adjustments	Receipts	Transfers In	Disbursements	Transfers Out	Commission Transfers	Ending Balance
101	COUNTY GENERAL							
	3,041,329.45-	325,407.48-	757,291.66-	0.00	1,498,626.70	0.00	5,148.59	2,620,253.30-
118	AMBULANCE SERVICE							
	218,450.56-	0.00	246,336.41-	0.00	374,078.67	0.00	2,490.49	88,217.81-
122	DRUG FUND							
	17,011.67-	0.00	1,312.52-	0.00	4,958.49	0.00	13.12	13,352.58-
131	HIGHWAY							
	525,749.48-	0.00	467,070.45-	0.00	486,328.79	0.00	3,892.14	502,599.00-
141	SCHOOL-GENERAL PURPOSE							
	6,232,172.39-	160,538.72	10,607,306.64-	0.00	13,958,171.58	0.00	6,353.07	2,714,415.66-
142	SCHOOL-FEDERAL PROJECTS							
	123,656.59-	170,131.24-	262,689.10-	0.00	305,064.99	0.00	0.00	251,411.94-
143	SCHOOL-FOOD SERVICE							
	129,029.29-	1,837.02-	340,679.79-	0.00	289,097.02	0.00	0.00	182,449.08-
151	DEBT SERVICE							
	743,995.97-	228,366.76	181,890.10-	0.00	125,209.67	0.00	1,627.48	570,682.16-
171	GENERAL CAPITAL PROJECTS							
	338,285.69-	335,000.00	1,056.40-	0.00	0.00	0.00	0.00	4,342.09-
172	COMMUNITY DEVELOPMENT/INDUSTRIAL PARK							
	77,000.59-	0.00	0.00	0.00	0.00	0.00	0.00	77,000.59-
177	EDUCATION CAPITAL PROJECTS							
	3,328.99-	0.00	0.00	0.00	0.00	0.00	0.00	3,328.99-
189	OTHER CAPITAL PROJECTS							
	9,670.61-	0.00	0.00	0.00	0.00	0.00	0.00	9,670.61-
351	CITY OF MAYNARDVILLE							
	0.00	0.00	134,210.99-	0.00	132,868.88	0.00	1,342.11	0.00
352	CITY OF LUTTRELL							
	0.00	0.00	8,944.26-	0.00	8,854.81	0.00	89.45	0.00
353	CITY OF PLAINVIEW							
	0.00	0.00	10,151.46-	0.00	10,049.94	0.00	101.52	0.00
28310	UNDISTRIBUTED TAXES							
	0.00	295,791.26	295,791.26-	0.00	0.00	0.00	0.00	0.00
29900	FEE/COMMISSION ACCOUNT							
	0.00	0.00	21,073.97	0.00	16.00-	0.00	21,057.97-	0.00
	11,459,681.28-	522,321.00	13,293,657.07-	0.00	17,193,293.54	0.00	0.00	7,037,723.81-

Trustee's Y-T-D Cash Receipts, Disbursements And Balances - SEPTEMBER 2012
(A Minus Sign Denotes A Credit Balance)

Summary Of Assets	Fiscal Year Beginning Balance	SEPTEMBER Ending Balance
11120 CASH ON HAND	1,000.00	1,000.00
11130 CASH IN BANK	10,546,104.04	6,123,912.57
11300 INVESTMENTS	912,017.24	912,017.24
11410 ACV - ACCOUNTS RECEIVABLE	560.00	794.00
14310 UNDISTRIBUTED WARRANTS	0.00	0.00
Total	11,459,681.28	7,037,723.81

This Report Is Submitted In Accordance With Requirements Of Section S-8-505, And/Or 67-5-1902, Tennessee Code Annotated, And To The Best Of My Knowledge And Belief Accurately Reflects Transactions Of This Office For The Year Ended SEPTEMBER 2012

Sheila Buckner 11-9-12
(Signature) (Date)
Trustee
(Title)

A Motion was made by Chris Upton and Second by Sheila Buckner to approve the Trustees Report – Quarter Ending September 30, 2012 as presented.

County Chairman, Micheal Williams called for a **Roll Call Vote**. **Commissioners Voting For:** J. M. Bailey, Jeff Brantley, Sheila Buckner, Bill Cox, Gary England, Dawn Flatford, Jonathan Goforth, Janet Holloway, Brenda Jessee, R. L. Jones, Joyce Meltabarger, Wayne Roach, Mike Sexton, and Chris Upton. **Commissioners Voting Against:** None. **Commissioners Passing:** None. **Motion Carried.**

A **Motion** was made by **Janet Holloway** and **Second** by **R. L. Jones** to approve the Highway Department Report – Quarter Ending September 30, 2012 as presented.

County Chairman, Micheal Williams called for a **Roll Call Vote**. **Commissioners Voting For:** J. M. Bailey, Jeff Brantley, Sheila Buckner, Bill Cox, Gary England, Dawn Flatford, Jonathan Goforth, Janet Holloway, Brenda Jessee, R. L. Jones, Joyce Meltabarger, Wayne Roach, Mike Sexton, and Chris Upton. **Commissioners Voting Against:** None. **Commissioners Passing:** None. **Motion Carried.**

Union County Road Superintendent, David Cox presented a rough estimate for the construction of a building at the Highway Department. There was a brief discussion concerning this matter, however no immediate action was taken. A **Motion** was made by **Chris Upton** and **Second** by **Joyce Meltabarger** to bring the matter before Budget and Finance for further discussion.

County Chairman, Micheal Williams called for an **Aye Vote**. **Motion Carried.**

d) Schools

Jul-12	Fund	Beginning Balance	Adjustments	Receipts	Disbursements	Commission Transfer	Ending Balance
	141 General Schools	1,524,003.20		226,202.02	1,014,827.04	1,133.04	734,245.14
	142 Federal Schools	4,066.21		350,219.24	53,677.71		300,607.74

Aug-12	Fund	Beginning Balance	Adjustments	Receipts	Disbursements	Commission Transfer	Ending Balance
	141 General Schools	734,245.14	-755,093.00	7,628,670.04	652,934.16	1,092.43	6,953,795.59
	142 Federal Schools	300,607.74		179,917.87	112,957.51		367,568.10

Sep-12	Fund	Beginning Balance	Adjustments	Receipts	Disbursements	Commission Transfer	Ending Balance
	141 General Schools	6,953,795.59		1,994,845.76	7,851,234.65	4,127.60	1,093,279.10
	142 Federal Schools	367,568.10		32,551.99	231,646.03		168,474.06

ACQ705C 2012/11/07 13:06:34 Union Co Board of Education FlexGen4(7.0U) Page: 1
Statement Of Expenditures And Encumbrances
SEPTEMBER 30, 2012

141 GENERAL PURPOSE SCHOOL
70000 EDUCATION
71000 INSTRUCTION
71100 REGULAR INSTRUCTION PROGRAM

Obj	Title	Original Appr Amendments	Total Appropriation	YTD Expenditures YTD Encumbrances	Unencumb Balance Percent Used	SEPTEMBER Expen SEPTEMBER Encum
116	TEACHERS	7,207,690.00- 1,670.00-	7,209,360.00-	595,820.84 0.00	6,613,539.16- 8.26%	592,310.97 0.00
117	CAREER LADDER PROGRAM	90,000.00- 0.00	90,000.00-	466.66 0.00	89,533.34- 0.52%	466.66 0.00
127	CAREER LADDER EXTENDED CONTRACTS	23,541.00- 0.00	23,541.00-	494.56 0.00	23,046.44- 2.10%	494.56 0.00
128	HOMEBOUND TEACHERS	24,000.00- 0.00	24,000.00-	945.00 0.00	23,055.00- 3.94%	945.00 0.00
162	CLERICAL PERSONNEL	17,415.00- 0.00	17,415.00-	3,152.00 0.00	14,263.00- 18.10%	1,576.00 0.00
163	EDUCATIONAL ASSISTANTS	223,205.00- 0.00	223,205.00-	33,661.14 0.00	189,543.86- 15.08%	21,485.67 0.00
189	OTHER SALARIES & WAGES	46,950.00- 0.00	46,950.00-	4,526.70 0.00	42,423.30- 9.64%	3,416.00 0.00
195	CERTIFIED SUBSTITUTE TEACHERS	33,000.00- 0.00	33,000.00-	3,836.73 0.00	29,163.27- 11.63%	3,042.93 0.00
198	NON-CERTIFIED SUBSTITUTE TEACHERS	106,000.00- 0.00	106,000.00-	14,867.07 0.00	91,132.93- 14.03%	13,452.57 0.00
201	SOCIAL SECURITY	486,508.00- 248.42-	486,756.42-	38,718.46 0.00	448,037.96- 7.95%	37,463.07 0.00
204	STATE RETIREMENT	679,936.00- 164.14-	680,100.14-	55,505.23 0.00	624,594.91- 8.16%	54,242.57 0.00
206	LIFE INSURANCE	4,091.00- 0.00	4,091.00-	0.00 0.00	4,091.00- 0.00%	0.00 0.00
207	MEDICAL INSURANCE	878,795.00- 0.00	878,795.00-	79,066.05 0.00	799,728.95- 9.00%	79,066.05 0.00
210	UNEMPLOYMENT COMPENSATION	15,622.00- 0.00	15,622.00-	667.84 0.00	14,954.16- 4.27%	562.94 0.00
212	EMPLOYER MEDICARE	113,499.00- 40.24-	113,539.24-	9,093.55 0.00	104,445.69- 8.01%	8,795.14 0.00

Statement Of Expenditures And Encumbrances
SEPTEMBER 30, 2012

141 GENERAL PURPOSE SCHOOL
70000 EDUCATION
71000 INSTRUCTION
71100 REGULAR INSTRUCTION PROGRAM

Obj	Title	Original Appro Amendments	Total Appropriation	YTD Expenditures YTD Encumbrances	Unencumb Balance Percent Used	SEPTEMBER Expen SEPTEMBER Encum
336	MAINTENANCE AND REPAIR SERVICES-EQUI	2,000.00- 0.00	2,000.00-	0.00 500.00	1,500.00- 25.00%	0.00 500.00
429	INSTRUCTIONAL SUPPLIES AND MATERIALS	50,000.00- 0.00	50,000.00-	42,073.14 0.00	7,926.86- 84.15%	4,718.56 0.00
449	TEXTBOOKS	150,000.00- 0.00	150,000.00-	77,274.55 12,344.31	60,381.14- 59.75%	550.17 1,040.04
499	OTHER SUPPLIES AND MATERIALS	5,500.00- 0.00	5,500.00-	0.00 0.00	5,500.00- 0.00%	0.00 0.00
722	REGULAR INSTRUCTION EQUIPMENT	10,000.00- 0.00	10,000.00-	0.00 0.00	10,000.00- 0.00%	0.00 0.00
Total REGULAR INSTRUCTION PROGRAM		10,167,752.00- 2,122.80-	10,169,874.80-	960,169.52 12,844.31	9,196,860.97- 9.57%	822,588.86 1,540.04

Statement Of Expenditures And Encumbrances
SEPTEMBER 30, 2012

141 GENERAL PURPOSE SCHOOL
70000 EDUCATION
71000 INSTRUCTION
71200 SPECIAL EDUCATION PROGRAM

Obj	Title	Original Appro Amendments	Total Appropriation	YTD Expenditures YTD Encumbrances	Unencumb Balance Percent Used	SEPTEMBER Expen SEPTEMBER Encum
116	TEACHERS	1,138,976.00- 0.00	1,138,976.00-	92,900.01 0.00	1,046,075.99- 8.16%	89,600.01 0.00
117	CAREER LADDER PROGRAM	9,000.00- 0.00	9,000.00-	0.00 0.00	9,000.00- 0.00%	0.00 0.00
128	HOMEBOUND TEACHERS	7,000.00- 0.00	7,000.00-	180.00 0.00	6,820.00- 2.57%	180.00 0.00
163	EDUCATIONAL ASSISTANTS	203,945.00- 0.00	203,945.00-	30,196.04 0.00	173,748.96- 14.81%	19,683.86 0.00
189	OTHER SALARIES & WAGES	14,000.00- 0.00	14,000.00-	782.48 0.00	13,217.52- 5.59%	782.48 0.00
195	CERTIFIED SUBSTITUTE TEACHERS	10,000.00- 0.00	10,000.00-	297.68 0.00	9,702.32- 2.98%	297.68 0.00
198	NON-CERTIFIED SUBSTITUTE TEACHERS	20,000.00- 0.00	20,000.00-	1,775.64 0.00	18,224.36- 8.88%	1,474.67 0.00
201	SOCIAL SECURITY	86,982.00- 0.00	86,982.00-	7,515.16 0.00	79,466.84- 8.64%	6,640.11 0.00
204	STATE RETIREMENT	110,949.00- 0.00	110,949.00-	9,734.88 0.00	101,214.12- 8.77%	8,816.60 0.00
206	LIFE INSURANCE	550.00- 0.00	550.00-	0.00 0.00	550.00- 0.00%	0.00 0.00
207	MEDICAL INSURANCE	154,503.00- 0.00	154,503.00-	11,176.63 0.00	143,326.37- 7.23%	11,176.63 0.00
210	UNEMPLOYMENT COMPENSATION	2,736.00- 0.00	2,736.00-	169.89 0.00	2,566.11- 6.21%	113.38 0.00
212	EMPLOYER MEDICARE	20,344.00- 0.00	20,344.00-	1,783.71 0.00	18,560.29- 8.77%	1,579.09 0.00
336	MAINTENANCE AND REPAIR SERVICES-EQUI	1,000.00- 0.00	1,000.00-	358.75 0.00	641.25- 35.88%	358.75 500.00-
399	OTHER CONTRACTED SERVICES	0.00 0.00	0.00	0.00 0.00	0.00 0.00%	436.00- 0.00

Statement Of Expenditures And Encumbrances
SEPTEMBER 30, 2012

141 GENERAL PURPOSE SCHOOL
70000 EDUCATION
71000 INSTRUCTION
71200 SPECIAL EDUCATION PROGRAM

Obj	Title	Original Appro Amendments	Total Appropriation	YTD Expenditures YTD Encumbrances	Unencumb Balance Percent Used	SEPTEMBER Expen SEPTEMBER Encum
429	INSTRUCTIONAL SUPPLIES AND MATERIALS	12,500.00- 0.00	12,500.00-	3,739.76 200.00	8,560.24- 31.52%	2,676.71 930.00-
499	OTHER SUPPLIES AND MATERIALS	27,150.00- 0.00	27,150.00-	5,571.02 0.00	21,578.98- 20.52%	698.48 0.00
725	SPECIAL EDUCATION EQUIPMENT	5,000.00- 0.00	5,000.00-	0.00 0.00	5,000.00- 0.00%	0.00 0.00
Total SPECIAL EDUCATION PROGRAM		1,824,635.00- 0.00	1,824,635.00-	166,181.65 200.00	1,658,253.35- 9.12%	143,642.45 1,430.00-

Statement Of Expenditures And Encumbrances
SEPTEMBER 30, 2012

141 GENERAL PURPOSE SCHOOL
70000 EDUCATION
71000 INSTRUCTION
71300 VOCATIONAL EDUCATION PROGRAM

Obj	Title	Original Appro Amendments	Total Appropriation	YTD Expenditures YTD Encumbrances	Unencumb Balance Percent Used	SEPTEMBER Expen SEPTEMBER Encum
116	TEACHERS	699,567.00- 0.00	699,567.00-	79,269.97 0.00	620,297.03- 11.33%	61,490.99 0.00
117	CAREER LADDER PROGRAM	3,000.00- 0.00	3,000.00-	0.00 0.00	3,000.00- 0.00%	0.00 0.00
195	CERTIFIED SUBSTITUTE TEACHERS	5,800.00- 0.00	5,800.00-	0.00 0.00	5,800.00- 0.00%	0.00 0.00
198	NON-CERTIFIED SUBSTITUTE TEACHERS	10,500.00- 0.00	10,500.00-	1,895.99 0.00	8,604.01- 18.06%	1,775.61 0.00
201	SOCIAL SECURITY	45,400.00- 0.00	45,400.00-	4,763.25 0.00	40,636.75- 10.49%	3,653.50 0.00
204	STATE RETIREMENT	64,795.00- 0.00	64,795.00-	7,039.16 0.00	57,755.84- 10.86%	5,460.40 0.00
206	LIFE INSURANCE	357.00- 0.00	357.00-	0.00 0.00	357.00- 0.00%	0.00 0.00
207	MEDICAL INSURANCE	109,645.00- 0.00	109,645.00-	11,396.40 0.00	98,248.60- 10.39%	11,396.40 0.00
210	UNEMPLOYMENT COMPENSATION	1,400.00- 0.00	1,400.00-	60.49 0.00	1,339.51- 4.32%	59.53 0.00
212	EMPLOYER MEDICARE	10,618.00- 0.00	10,618.00-	1,113.96 0.00	9,504.04- 10.49%	854.43 0.00
336	MAINTENANCE AND REPAIR SERVICES-EQUI	2,500.00- 0.00	2,500.00-	286.00 0.00	2,214.00- 11.44%	286.00 0.00
399	OTHER CONTRACTED SERVICES	6,600.00- 0.00	6,600.00-	0.00 0.00	6,600.00- 0.00%	0.00 0.00
429	INSTRUCTIONAL SUPPLIES AND MATERIALS	18,725.00- 0.00	18,725.00-	4,063.63 827.11	13,834.26- 26.12%	554.98 772.16
449	TEXTBOOKS	5,000.00- 0.00	5,000.00-	0.00 0.00	5,000.00- 0.00%	0.00 0.00
499	OTHER SUPPLIES AND MATERIALS	13,400.00- 0.00	13,400.00-	982.68 0.00	12,417.32- 7.33%	730.64 0.00

Statement Of Expenditures And Encumbrances
SEPTEMBER 30, 2012

141 GENERAL PURPOSE SCHOOL
70000 EDUCATION
71000 INSTRUCTION
71300 VOCATIONAL EDUCATION PROGRAM

Obj	Title	Original Appro Amendments	Total Appropriation	YTD Expenditures YTD Encumbrances	Unencumb Balance Percent Used	SEPTEMBER Expen SEPTEMBER Encum
730	VOCATIONAL INSTRUCTION EQUIPMENT	6,400.00- 0.00	6,400.00-	0.00 0.00	6,400.00- 0.00%	0.00 0.00
Total VOCATIONAL EDUCATION PROGRAM		1,003,707.00- 0.00	1,003,707.00-	110,871.53 827.11	892,008.36- 11.13%	86,262.48 772.16

Statement Of Expenditures And Encumbrances
SEPTEMBER 30, 2012

141 GENERAL PURPOSE SCHOOL
70000 EDUCATION
71000 INSTRUCTION
71600 ADULT EDUCATION PROGRAM

Obj	Title	Original Appro Amendments	Total Appropriation	YTD Expenditures YTD Encumbrances	Unencumb Balance Percent Used	SEPTEMBER Expen SEPTEMBER Encum
116	TEACHERS	648.00- 0.00	648.00-	954.00 0.00	306.00 147.22%	684.00 0.00
189	OTHER SALARIES & WAGES	27,719.00- 0.00	27,719.00-	6,929.76 0.00	20,789.24- 25.00%	2,309.92 0.00
201	SOCIAL SECURITY	1,759.00- 0.00	1,759.00-	488.79 0.00	1,270.21- 27.79%	185.63 0.00
204	STATE RETIREMENT	1,685.00- 0.00	1,685.00-	493.92 0.00	1,191.08- 29.31%	197.94 0.00
210	UNEMPLOYMENT COMPENSATION	72.00- 0.00	72.00-	0.00 0.00	72.00- 0.00%	0.00 0.00
212	EMPLOYER MEDICARE	496.00- 0.00	496.00-	114.31 0.00	381.69- 23.05%	43.41 0.00
429	INSTRUCTIONAL SUPPLIES AND MATERIALS	1,600.00- 0.00	1,600.00-	1,147.54 0.00	452.46- 71.72%	962.54 827.10-
Total ADULT EDUCATION PROGRAM		33,979.00- 0.00	33,979.00-	10,128.32 0.00	23,850.68- 29.81%	4,383.44 827.10-
Total INSTRUCTION		13,030,073.00- 2,122.80-	13,032,195.80-	1,247,351.02 13,871.42	11,770,973.36- 9.68%	1,056,877.23 55.10

Statement Of Expenditures And Encumbrances
SEPTEMBER 30, 2012

141 GENERAL PURPOSE SCHOOL
70000 EDUCATION
72000 SUPPORT SERVICES
72120 HEALTH SERVICES

Obj	Title	Original Appro Amendments	Total Appropriation	YTD Expenditures YTD Encumbrances	Unencumb Balance Percent Used	SEPTEMBER Expen SEPTEMBER Encum
131	MEDICAL PERSONNEL	81,799.00- 0.00	81,799.00-	7,413.83 0.00	74,385.17- 9.06%	7,413.83 0.00
201	SOCIAL SECURITY	5,072.00- 0.00	5,072.00-	408.11 0.00	4,663.89- 8.05%	408.11 0.00
204	STATE RETIREMENT	7,264.00- 0.00	7,264.00-	658.34 0.00	6,605.66- 9.06%	658.34 0.00
206	LIFE INSURANCE	42.00- 0.00	42.00-	0.00 0.00	42.00- 0.00%	0.00 0.00
207	MEDICAL INSURANCE	14,305.00- 0.00	14,305.00-	1,306.40 0.00	12,998.60- 9.13%	1,306.40 0.00
210	UNEMPLOYMENT COMPENSATION	144.00- 0.00	144.00-	0.00 0.00	144.00- 0.00%	0.00 0.00
212	EMPLOYER MEDICARE	1,186.00- 0.00	1,186.00-	95.45 0.00	1,090.55- 8.05%	95.45 0.00
355	TRAVEL	2,500.00- 0.00	2,500.00-	677.74 0.00	1,822.26- 27.11%	677.74 0.00
499	OTHER SUPPLIES AND MATERIALS	2,000.00- 0.00	2,000.00-	1,883.38 0.00	116.62- 94.17%	266.44 300.00-
Total HEALTH SERVICES		114,312.00- 0.00	114,312.00-	12,443.25 0.00	101,868.75- 10.89%	10,826.31 300.00-

Statement Of Expenditures And Encumbrances
SEPTEMBER 30, 2012

141 GENERAL PURPOSE SCHOOL
70000 EDUCATION
72000 SUPPORT SERVICES
72130 OTHER STUDENT SUPPORT

Obj	Title	Original Appro Amendments	Total Appropriation	YTD Expenditures YTD Encumbrances	Unencumb Balance Percent Used	SEPTEMBER Expen SEPTEMBER Encum
117	CAREER LADDER PROGRAM	2,000.00- 0.00	2,000.00-	0.00 0.00	2,000.00- 0.00%	0.00 0.00
123	GUIDANCE PERSONNEL	280,172.00- 0.00	280,172.00-	28,035.95 0.00	252,136.05- 10.01%	20,928.30 0.00
201	SOCIAL SECURITY	17,371.00- 0.00	17,371.00-	1,676.10 0.00	15,694.90- 9.65%	1,235.44 0.00
204	STATE RETIREMENT	25,528.00- 0.00	25,528.00-	2,489.59 0.00	23,038.41- 9.75%	1,858.42 0.00
206	LIFE INSURANCE	132.00- 0.00	132.00-	0.00 0.00	132.00- 0.00%	0.00 0.00
207	MEDICAL INSURANCE	32,261.00- 0.00	32,261.00-	3,608.00 0.00	28,653.00- 11.18%	3,608.00 0.00
210	UNEMPLOYMENT COMPENSATION	432.00- 0.00	432.00-	77.77 0.00	354.23- 18.00%	48.60 0.00
212	EMPLOYER MEDICARE	4,288.00- 0.00	4,288.00-	392.00 0.00	3,896.00- 9.14%	288.94 0.00
322	EVALUATION AND TESTING	6,000.00- 0.00	6,000.00-	5,542.00 0.00	458.00- 92.37%	5,542.00 0.00
355	TRAVEL	500.00- 0.00	500.00-	0.00 0.00	500.00- 0.00%	0.00 0.00
Total OTHER STUDENT SUPPORT		368,684.00- 0.00	368,684.00-	41,821.41 0.00	326,862.59- 11.34%	33,509.70 0.00

Statement Of Expenditures And Encumbrances
SEPTEMBER 30, 2012

141 GENERAL PURPOSE SCHOOL
70000 EDUCATION
72000 SUPPORT SERVICES
72210 REGULAR INSTRUCTION PROGRAM

Obj	Title	Original Appro Amendments	Total Appropriation	YTD Expenditures YTD Encumbrances	Unencumb Balance Percent Used	SEPTEMBER Expen SEPTEMBER Encum
105	SUPERVISOR/DIRECTOR	225,179.00- 0.00	225,179.00-	52,391.82 0.00	172,787.18- 23.27%	17,463.94 0.00
117	CAREER LADDER PROGRAM	5,000.00- 0.00	5,000.00-	0.00 0.00	5,000.00- 0.00%	0.00 0.00
129	LIBRARIANS	126,122.00- 0.00	126,122.00-	11,148.91 0.00	114,973.09- 8.84%	11,148.91 0.00
134	PUPIL PERSONNEL	1,965.00- 0.00	1,965.00-	0.00 0.00	1,965.00- 0.00%	0.00 0.00
185	EDUCATIONAL INCENTIVE - OTHER COUNTY	4,839.00- 0.00	4,839.00-	478.00 0.00	4,361.00- 9.88%	358.00 0.00
189	OTHER SALARIES & WAGES	286,037.00- 0.00	286,037.00-	72,005.37 0.00	214,031.63- 25.17%	24,503.61 0.00
196	IN-SERVICE TRAINING	5,000.00- 0.00	5,000.00-	0.00 0.00	5,000.00- 0.00%	0.00 0.00
201	SOCIAL SECURITY	40,319.00- 0.00	40,319.00-	8,297.80 0.00	32,021.20- 20.58%	3,187.15 0.00
204	STATE RETIREMENT	50,784.00- 0.00	50,784.00-	10,220.00 0.00	40,564.00- 20.12%	4,103.45 0.00
206	LIFE INSURANCE	296.00- 0.00	296.00-	0.00 0.00	296.00- 0.00%	0.00 0.00
207	MEDICAL INSURANCE	52,288.00- 0.00	52,288.00-	3,612.50 0.00	48,675.50- 6.91%	3,612.50 0.00
210	UNEMPLOYMENT COMPENSATION	1,036.00- 0.00	1,036.00-	10.47 0.00	1,025.53- 1.01%	0.00 0.00
212	EMPLOYER MEDICARE	9,429.00- 0.00	9,429.00-	1,940.63 0.00	7,488.37- 20.58%	745.40 0.00
307	COMMUNICATION	2,185.00- 480.00-	2,665.00-	657.81 0.00	2,007.19- 24.68%	306.12 0.00
336	MAINTENANCE AND REPAIR SERVICES-EQUI	35,432.00- 0.00	35,432.00-	13,292.47 3,159.90	18,979.63- 46.43%	0.00 0.00

Statement Of Expenditures And Encumbrances
SEPTEMBER 30, 2012

141 GENERAL PURPOSE SCHOOL
70000 EDUCATION
72000 SUPPORT SERVICES
72210 REGULAR INSTRUCTION PROGRAM

Obj	Title	Original Appro Amendments	Total Appropriation	YTD Expenditures YTD Encumbrances	Unencumb Balance Percent Used	SEPTEMBER Expen SEPTEMBER Encum
348	POSTAL CHARGES	0.00 246.00-	246.00-	0.00 0.00	246.00- 0.00%	0.00 0.00
349	PRINTING, STATIONERY AND FORMS	0.00 4,140.00-	4,140.00-	137.62 100.00	3,902.38- 5.74%	137.62 100.00
355	TRAVEL	31,055.00- 10,576.10-	41,631.10-	3,086.64 2,127.45	36,417.01- 12.52%	1,267.50 775.00-
399	OTHER CONTRACTED SERVICES	181,918.00- 34,000.00-	215,918.00-	58,316.47 14,345.99	143,255.54- 33.65%	24,171.66 11,110.89
432	LIBRARY BOOKS/MEDIA	5,000.00- 0.00	5,000.00-	0.00 1,000.00	4,000.00- 20.00%	0.00 0.00
499	OTHER SUPPLIES AND MATERIALS	136,245.00- 5,493.61-	141,738.61-	53,704.14 10,846.03	77,188.44- 45.54%	10,754.66 8,201.04
524	IN SERVICE/ STAFF DEVELOPMENT	16,800.00- 0.00	16,800.00-	1,649.10 155.00	14,995.90- 10.74%	0.00 155.00
599	OTHER CHARGES	2,500.00- 14,021.00-	16,521.00-	4,950.00 8,050.00	3,521.00- 78.69%	450.00 450.00-
790	OTHER EQUIPMENT	42,907.00- 0.00	42,907.00-	8,862.80 0.00	34,044.20- 20.66%	0.00 0.00
Total REGULAR INSTRUCTION PROGRAM		1,262,336.00- 68,956.71-	1,331,292.71-	304,762.55 39,784.37	986,745.79- 25.88%	102,210.52 18,341.93

Statement Of Expenditures And Encumbrances
SEPTEMBER 30, 2012

141 GENERAL PURPOSE SCHOOL
70000 EDUCATION
72000 SUPPORT SERVICES
72220 SPECIAL EDUCATION PROGRAM

Obj	Title	Original Appro Amendments	Total Appropriation	YTD Expenditures YTD Encumbrances	Unencumb Balance Percent Used	SEPTEMBER Expen SEPTEMBER Encum
117	CAREER LADDER PROGRAM	1,000.00- 0.00	1,000.00-	0.00 0.00	1,000.00- 0.00%	0.00 0.00
124	PHYSIOLOGICAL PERSONNEL	50,611.00- 0.00	50,611.00-	0.00 0.00	50,611.00- 0.00%	0.00 0.00
161	SECRETARY(S)	129,944.00- 0.00	129,944.00-	32,297.70 0.00	97,646.30- 24.86%	9,982.00 0.00
189	OTHER SALARIES & WAGES	67,684.00- 0.00	67,684.00-	16,903.68 0.00	50,780.32- 24.97%	5,468.36 0.00
201	SOCIAL SECURITY	15,453.00- 0.00	15,453.00-	3,012.76 0.00	12,440.24- 19.50%	920.22 0.00
204	STATE RETIREMENT	17,460.00- 0.00	17,460.00-	3,220.28 0.00	14,239.72- 18.44%	1,021.56 0.00
206	LIFE INSURANCE	44.00- 0.00	44.00-	0.00 0.00	44.00- 0.00%	0.00 0.00
207	MEDICAL INSURANCE	16,345.00- 0.00	16,345.00-	936.79 0.00	15,408.21- 5.73%	936.79 0.00
210	UNEMPLOYMENT COMPENSATION	648.00- 0.00	648.00-	3.83 0.00	644.17- 0.59%	0.00 0.00
212	EMPLOYER MEDICARE	3,614.00- 0.00	3,614.00-	704.60 0.00	2,909.40- 19.50%	215.20 0.00
355	TRAVEL	12,000.00- 0.00	12,000.00-	612.35 0.00	11,387.65- 5.10%	213.77 0.00
399	OTHER CONTRACTED SERVICES	111,500.00- 0.00	111,500.00-	44,495.63 0.00	67,004.37- 39.91%	36,966.53 0.00
499	OTHER SUPPLIES AND MATERIALS	31,137.00- 0.00	31,137.00-	3,314.41 583.15	27,239.44- 12.52%	2,445.83 1,891.96-
524	IN SERVICE/ STAFF DEVELOPMENT	41,000.00- 0.00	41,000.00-	2,735.42 2,904.94	35,359.64- 13.76%	1,349.47 2,754.94
790	OTHER EQUIPMENT	15,000.00- 0.00	15,000.00-	683.00 6,558.56	7,758.44- 48.28%	0.00 5,000.00

Statement Of Expenditures And Encumbrances
SEPTEMBER 30, 2012

141 GENERAL PURPOSE SCHOOL
70000 EDUCATION
72000 SUPPORT SERVICES
72220 SPECIAL EDUCATION PROGRAM

Obj	Title	Original Appro Amendments	Total Appropriation	YTD Expenditures YTD Encumbrances	Unencumb Balance Percent Used	SEPTEMBER Expen SEPTEMBER Encum
	Total SPECIAL EDUCATION PROGRAM	513,440.00- 0.00	513,440.00-	108,920.45 10,046.65	394,472.90- 23.17%	59,519.73 5,862.98

Statement Of Expenditures And Encumbrances
SEPTEMBER 30, 2012

141 GENERAL PURPOSE SCHOOL
70000 EDUCATION
72000 SUPPORT SERVICES
72230 VOCATIONAL EDUCATION PROGRAM

Obj	Title	Original Appro Amendments	Total Appropriation	YTD Expenditures YTD Encumbrances	Unencumb Balance Percent Used	SEPTEMBER Expen SEPTEMBER Encum
105	SUPERVISOR/DIRECTOR	73,017.00- 0.00	73,017.00-	18,254.25 0.00	54,762.75- 25.00%	6,084.75 0.00
117	CAREER LADDER PROGRAM	3,000.00- 0.00	3,000.00-	0.00 0.00	3,000.00- 0.00%	0.00 0.00
161	SECRETARY(S)	27,534.00- 0.00	27,534.00-	7,903.28 0.00	19,630.72- 28.70%	2,294.50 0.00
201	SOCIAL SECURITY	6,703.00- 0.00	6,703.00-	1,585.41 0.00	5,117.59- 23.65%	483.16 0.00
204	STATE RETIREMENT	8,908.00- 0.00	8,908.00-	2,087.32 0.00	6,820.68- 23.43%	676.63 0.00
206	LIFE INSURANCE	21.00- 0.00	21.00-	0.00 0.00	21.00- 0.00%	0.00 0.00
207	MEDICAL INSURANCE	10,093.00- 0.00	10,093.00-	921.67 0.00	9,171.33- 9.13%	921.67 0.00
210	UNEMPLOYMENT COMPENSATION	144.00- 0.00	144.00-	0.00 0.00	144.00- 0.00%	0.00 0.00
212	EMPLOYER MEDICARE	1,568.00- 0.00	1,568.00-	370.78 0.00	1,197.22- 23.65%	113.00 0.00
355	TRAVEL	6,850.00- 0.00	6,850.00-	0.00 0.00	6,850.00- 0.00%	0.00 0.00
	Total VOCATIONAL EDUCATION PROGRAM	137,838.00- 0.00	137,838.00-	31,122.71 0.00	106,715.29- 22.58%	10,573.71 0.00

Statement Of Expenditures And Encumbrances
SEPTEMBER 30, 2012

141 GENERAL PURPOSE SCHOOL
70000 EDUCATION
72000 SUPPORT SERVICES
72260 ADULT PROGRAMS

Obj	Title	Original Appro Amendments	Total Appropriation	YTD Expenditures YTD Encumbrances	Unencumb Balance Percent Used	SEPTEMBER Expen SEPTEMBER Encum
105	SUPERVISOR/DIRECTOR	73,870.00- 0.00	73,870.00-	18,467.49 0.00	55,402.51- 25.00%	6,155.83 0.00
117	CAREER LADDER PROGRAM	1,000.00- 0.00	1,000.00-	0.00 0.00	1,000.00- 0.00%	0.00 0.00
201	SOCIAL SECURITY	4,580.00- 0.00	4,580.00-	1,144.98 0.00	3,435.02- 25.00%	381.66 0.00
204	STATE RETIREMENT	6,560.00- 0.00	6,560.00-	1,639.92 0.00	4,920.08- 25.00%	546.64 0.00
206	LIFE INSURANCE	21.00- 0.00	21.00-	0.00 0.00	21.00- 0.00%	0.00 0.00
207	MEDICAL INSURANCE	6,351.00- 0.00	6,351.00-	574.68 0.00	5,776.32- 9.05%	574.68 0.00
210	UNEMPLOYMENT COMPENSATION	72.00- 0.00	72.00-	0.00 0.00	72.00- 0.00%	0.00 0.00
212	EMPLOYER MEDICARE	1,072.00- 0.00	1,072.00-	267.78 0.00	804.22- 24.98%	89.26 0.00
524	IN SERVICE/ STAFF DEVELOPMENT	1,400.00- 0.00	1,400.00-	1,390.22 0.00	9.78- 99.30%	92.84 0.00
	Total ADULT PROGRAMS	94,926.00- 0.00	94,926.00-	23,485.07 0.00	71,440.93- 24.74%	7,840.91 0.00

Statement Of Expenditures And Encumbrances
SEPTEMBER 30, 2012

141 GENERAL PURPOSE SCHOOL
70000 EDUCATION
72000 SUPPORT SERVICES
72310 BOARD OF EDUCATION

Obj	Title	Original Appro Amendments	Total Appropriation	YTD Expenditures YTD Encumbrances	Unencumb Balance Percent Used	SEPTEMBER SEPTEMBER	Expen Encum
189	OTHER SALARIES & WAGES	3,600.00- 0.00	3,600.00-	900.00 0.00	2,700.00- 25.00%		300.00 0.00
191	BOARD AND COMMITTEE MEMBERS FEES	25,200.00- 0.00	25,200.00-	6,300.00 0.00	18,900.00- 25.00%		2,100.00 0.00
201	SOCIAL SECURITY	1,786.00- 0.00	1,786.00-	446.40 0.00	1,339.60- 24.99%		148.80 0.00
204	STATE RETIREMENT	326.00- 0.00	326.00-	79.92 0.00	246.08- 24.52%		26.64 0.00
210	UNEMPLOYMENT COMPENSATION	5.00- 0.00	5.00-	0.00 0.00	5.00- 0.00%		0.00 0.00
212	EMPLOYER MEDICARE	418.00- 0.00	418.00-	104.40 0.00	313.60- 24.98%		34.80 0.00
305	AUDIT SERVICES	6,650.00- 0.00	6,650.00-	0.00 0.00	6,650.00- 0.00%		0.00 0.00
320	DUES AND MEMBERSHIPS	11,000.00- 0.00	11,000.00-	10,713.00 0.00	287.00- 97.39%		0.00 0.00
331	LEGAL SERVICES	30,000.00- 0.00	30,000.00-	8,148.00 0.00	21,852.00- 27.16%		1,691.00 0.00
499	OTHER SUPPLIES AND MATERIALS	64,000.00- 0.00	64,000.00-	1,485.00 0.00	62,515.00- 2.32%		1,400.00 0.00
506	LIABILITY INSURANCE	85,101.00- 3,200.00-	88,301.00-	85,101.00 0.00	3,200.00- 96.38%		0.00 0.00
510	TRUSTEE'S COMMISSION	85,000.00- 0.00	85,000.00-	6,353.07 0.00	78,646.93- 7.47%		4,127.60 0.00
513	WORKMAN'S COMPENSATION INSURANCE	112,581.00- 0.00	112,581.00-	112,581.00 0.00	0.00 100.00%		0.00 0.00
Total BOARD OF EDUCATION		425,667.00- 3,200.00-	428,867.00-	232,211.79 0.00	196,655.21- 54.15%		9,828.84 0.00

Statement Of Expenditures And Encumbrances
SEPTEMBER 30, 2012

141 GENERAL PURPOSE SCHOOL
70000 EDUCATION
72000 SUPPORT SERVICES
72320 DIRECTOR OF SCHOOLS

Obj	Title	Original Appro Amendments	Total Appropriation	YTD Expenditures YTD Encumbrances	Unencumb Balance Percent Used	SEPTEMBER SEPTEMBER	Expen Encum
101	COUNTY OFFICIAL/ADMINISTRATIVE OFFIC	90,300.00- 0.00	90,300.00-	22,575.00 0.00	67,725.00- 25.00%		7,525.00 0.00
117	CAREER LADDER PROGRAM	1,000.00- 0.00	1,000.00-	0.00 0.00	1,000.00- 0.00%		0.00 0.00
201	SOCIAL SECURITY	5,661.00- 0.00	5,661.00-	1,394.77 0.00	4,266.23- 24.64%		461.67 0.00
204	STATE RETIREMENT	8,108.00- 0.00	8,108.00-	2,004.66 0.00	6,103.34- 24.72%		668.22 0.00
206	LIFE INSURANCE	21.00- 0.00	21.00-	0.00 0.00	21.00- 0.00%		0.00 0.00
207	MEDICAL INSURANCE	12,286.00- 0.00	12,286.00-	0.00 0.00	12,286.00- 0.00%		0.00 0.00
212	EMPLOYER MEDICARE	1,324.00- 0.00	1,324.00-	326.20 0.00	997.80- 24.64%		107.97 0.00
307	COMMUNICATION	13,000.00- 0.00	13,000.00-	3,756.80 0.00	9,243.20- 28.90%		1,267.20 0.00
348	POSTAL CHARGES	5,000.00- 0.00	5,000.00-	2,250.00 0.00	2,750.00- 45.00%		2,250.00 2,250.00-
355	TRAVEL	11,000.00- 0.00	11,000.00-	2,524.56 0.00	8,475.44- 22.95%		804.00 0.00
399	OTHER CONTRACTED SERVICES	6,600.00- 0.00	6,600.00-	992.41 0.00	5,607.59- 15.04%		0.00 0.00
435	OFFICE SUPPLIES	2,000.00- 0.00	2,000.00-	28.06 0.00	1,971.94- 1.40%		0.00 0.00
Total DIRECTOR OF SCHOOLS		156,300.00- 0.00	156,300.00-	35,852.46 0.00	120,447.54- 22.94%		13,084.06 2,250.00-

Statement Of Expenditures And Encumbrances
SEPTEMBER 30, 2012

141 GENERAL PURPOSE SCHOOL
70000 EDUCATION
72000 SUPPORT SERVICES
72410 OFFICE OF THE PRINCIPAL

Obj	Title	Original Appro Amendments	Total Appropriation	YTD Expenditures YTD Encumbrances	Unencumb Balance Percent Used	SEPTEMBER Expen SEPTEMBER Encum
104	PRINCIPALS	534,846.00- 0.00	534,846.00-	89,430.64 0.00	445,415.36- 16.72%	49,363.79 0.00
117	CAREER LADDER PROGRAM	18,000.00- 0.00	18,000.00-	0.00 0.00	18,000.00- 0.00%	0.00 0.00
139	ASSISTANT PRINCIPALS	155,967.00- 0.00	155,967.00-	12,997.25 0.00	142,969.75- 8.33%	12,997.25 0.00
161	SECRETARY(S)	277,966.00- 0.00	277,966.00-	52,225.00 0.00	225,741.00- 18.79%	26,082.00 0.00
162	CLERICAL PERSONNEL	17,502.00- 0.00	17,502.00-	2,757.00 0.00	14,745.00- 15.75%	1,838.00 0.00
201	SOCIAL SECURITY	62,018.00- 0.00	62,018.00-	9,469.80 0.00	52,548.20- 15.27%	5,307.82 0.00
204	STATE RETIREMENT	79,932.00- 0.00	79,932.00-	12,352.26 0.00	67,579.74- 15.45%	7,196.06 0.00
206	LIFE INSURANCE	225.00- 0.00	225.00-	0.00 0.00	225.00- 0.00%	0.00 0.00
207	MEDICAL INSURANCE	74,460.00- 0.00	74,460.00-	6,681.91 0.00	67,778.09- 8.97%	6,681.91 0.00
210	UNEMPLOYMENT COMPENSATION	1,850.00- 0.00	1,850.00-	60.16 0.00	1,789.84- 3.25%	13.47 0.00
212	EMPLOYER MEDICARE	14,505.00- 0.00	14,505.00-	2,214.70 0.00	12,290.30- 15.27%	1,241.35 0.00
307	COMMUNICATION	30,000.00- 0.00	30,000.00-	10,523.73 0.00	19,476.27- 35.08%	3,693.96 0.00
499	OTHER SUPPLIES AND MATERIALS	100,000.00- 0.00	100,000.00-	21,821.39 0.00	78,178.61- 21.82%	2,660.25 0.00
Total OFFICE OF THE PRINCIPAL		1,367,271.00- 0.00	1,367,271.00-	220,533.84 0.00	1,146,737.16- 16.13%	117,075.86 0.00

Statement Of Expenditures And Encumbrances
SEPTEMBER 30, 2012

141 GENERAL PURPOSE SCHOOL
70000 EDUCATION
72000 SUPPORT SERVICES
72510 FISCAL SERVICES

Obj	Title	Original Appro Amendments	Total Appropriation	YTD Expenditures YTD Encumbrances	Unencumb Balance Percent Used	SEPTEMBER Expen SEPTEMBER Encum
119	ACCOUNTANTS/BOOKKEEPERS	78,251.00- 0.00	78,251.00-	19,562.64 0.00	58,688.36- 25.00%	6,520.88 0.00
162	CLERICAL PERSONNEL	85,572.00- 0.00	85,572.00-	20,572.98 0.00	64,999.02- 24.04%	6,857.66 0.00
201	SOCIAL SECURITY	10,158.00- 0.00	10,158.00-	2,455.14 0.00	7,702.86- 24.17%	796.20 0.00
204	STATE RETIREMENT	12,105.00- 0.00	12,105.00-	2,951.97 0.00	9,153.03- 24.39%	986.39 0.00
207	MEDICAL INSURANCE	8,000.00- 0.00	8,000.00-	706.37 0.00	7,293.63- 8.83%	706.37 0.00
210	UNEMPLOYMENT COMPENSATION	216.00- 0.00	216.00-	0.00 0.00	216.00- 0.00%	0.00 0.00
212	EMPLOYER MEDICARE	2,375.00- 0.00	2,375.00-	574.19 0.00	1,800.81- 24.18%	186.21 0.00
355	TRAVEL	875.00- 0.00	875.00-	0.00 0.00	875.00- 0.00%	0.00 0.00
399	OTHER CONTRACTED SERVICES	8,200.00- 0.00	8,200.00-	8,920.75 0.00	720.75 108.79%	0.00 0.00
411	DATA PROCESSING SUPPLIES	1,000.00- 0.00	1,000.00-	0.00 0.00	1,000.00- 0.00%	0.00 0.00
499	OTHER SUPPLIES AND MATERIALS	1,000.00- 0.00	1,000.00-	199.00 0.00	801.00- 19.90%	0.00 0.00
Total FISCAL SERVICES		207,752.00- 0.00	207,752.00-	55,943.04 0.00	151,808.96- 26.93%	16,053.71 0.00

Statement Of Expenditures And Encumbrances
SEPTEMBER 30, 2012

141 GENERAL PURPOSE SCHOOL
70000 EDUCATION
72000 SUPPORT SERVICES
72610 OPERATION OF PLANT

Obj	Title	Original Appro Amendments	Total Appropriation	YTD Expenditures YTD Encumbrances	Unencumb Balance Percent Used	SEPTEMBER Expen SEPTEMBER Encum
166	CUSTODIAL PERSONNEL	410,262.00- 0.00	410,262.00-	89,381.38 0.00	320,880.62- 21.79%	38,636.25 0.00
201	SOCIAL SECURITY	25,437.00- 0.00	25,437.00-	5,531.61 0.00	19,905.39- 21.75%	2,385.41 0.00
204	STATE RETIREMENT	24,083.00- 0.00	24,083.00-	4,343.61 0.00	19,739.39- 18.04%	1,922.75 0.00
210	UNEMPLOYMENT COMPENSATION	2,500.00- 0.00	2,500.00-	557.84 0.00	1,942.16- 22.31%	217.12 0.00
212	EMPLOYER MEDICARE	5,949.00- 0.00	5,949.00-	1,293.66 0.00	4,655.34- 21.75%	557.88 0.00
399	OTHER CONTRACTED SERVICES	75,000.00- 0.00	75,000.00-	23,579.56 360.00	51,060.44- 31.92%	11,065.21 0.00
410	CUSTODIAL SUPPLIES	45,000.00- 0.00	45,000.00-	37,305.89 3,179.60	4,514.51- 89.97%	327.60 2,633.20
415	ELECTRICITY	700,000.00- 0.00	700,000.00-	159,114.79 0.00	540,885.21- 22.73%	66,864.01 0.00
434	NATURAL GAS	175,000.00- 0.00	175,000.00-	0.00 0.00	175,000.00- 0.00%	0.00 0.00
454	WATER AND SEWER	95,000.00- 0.00	95,000.00-	15,693.51 0.00	79,306.49- 16.52%	8,230.51 0.00
501	BOILER INSURANCE	7,485.00- 0.00	7,485.00-	7,485.00 0.00	0.00 100.00%	0.00 0.00
502	BUILDING AND CONTENTS INSURANCE	139,750.00- 0.00	139,750.00-	139,750.00 0.00	0.00 100.00%	0.00 0.00
Total OPERATION OF PLANT		1,705,466.00- 0.00	1,705,466.00-	484,036.85 3,539.60	1,217,889.55- 28.59%	130,206.74 2,633.20

Statement Of Expenditures And Encumbrances
SEPTEMBER 30, 2012

141 GENERAL PURPOSE SCHOOL
70000 EDUCATION
72000 SUPPORT SERVICES
72620 MAINTENANCE OF PLANT

Obj	Title	Original Appro Amendments	Total Appropriation	YTD Expenditures YTD Encumbrances	Unencumb Balance Percent Used	SEPTEMBER Expen SEPTEMBER Encum
167	MAINTENANCE PERSONNEL	139,982.00- 0.00	139,982.00-	33,478.83 0.00	106,503.17- 23.92%	11,376.21 0.00
201	SOCIAL SECURITY	8,679.00- 0.00	8,679.00-	2,075.69 0.00	6,603.31- 23.92%	705.34 0.00
204	STATE RETIREMENT	8,382.00- 0.00	8,382.00-	1,864.87 0.00	6,517.13- 22.25%	624.29 0.00
207	MEDICAL INSURANCE	18,615.00- 0.00	18,615.00-	1,814.04 0.00	16,800.96- 9.75%	1,814.04 0.00
210	UNEMPLOYMENT COMPENSATION	355.00- 0.00	355.00-	15.61 0.00	339.39- 4.40%	6.94 0.00
212	EMPLOYER MEDICARE	2,030.00- 0.00	2,030.00-	485.46 0.00	1,544.54- 23.91%	164.96 0.00
338	MAINTENANCE AND REPAIR SERVICES-VEHI	500.00- 0.00	500.00-	88.08 0.00	411.92- 17.62%	0.00 0.00
499	OTHER SUPPLIES AND MATERIALS	176,668.00- 0.00	176,668.00-	85,786.76 25,624.23	65,257.01- 63.06%	59,069.71 13,058.00-
Total MAINTENANCE OF PLANT		355,211.00- 0.00	355,211.00-	125,609.34 25,624.23	203,977.43- 42.58%	73,761.49 13,058.00-

Statement Of Expenditures And Encumbrances
SEPTEMBER 30, 2012

141 GENERAL PURPOSE SCHOOL
70000 EDUCATION
72000 SUPPORT SERVICES
72710 TRANSPORTATION

Obj	Title	Original Appro Amendments	Total Appropriation	YTD Expenditures YTD Encumbrances	Unencumb Balance Percent Used	SEPTEMBER Expen SEPTEMBER Encum
189	OTHER SALARIES & WAGES	32,056.00- 9,220.00-	41,276.00-	7,050.34 0.00	34,225.66- 17.08%	4,660.38 0.00
201	SOCIAL SECURITY	1,988.00- 573.00-	2,561.00-	437.12 0.00	2,123.88- 17.07%	288.93 0.00
204	STATE RETIREMENT	0.00 0.00	0.00	76.31 0.00	76.31 0.00%	60.39 0.00
210	UNEMPLOYMENT COMPENSATION	360.00- 72.00-	432.00-	46.08 0.00	385.92- 10.67%	29.12 0.00
212	EMPLOYER MEDICARE	451.00- 135.00-	586.00-	102.24 0.00	483.76- 17.45%	67.59 0.00
315	CONTRACTS WITH VEHICLE OWNERS	1,120,000.00- 15,000.00	1,105,000.00-	223,840.68 0.00	881,159.32- 20.26%	126,869.90 0.00
412	DIESEL FUEL	15,000.00- 5,000.00-	20,000.00-	2,037.22 0.00	17,962.78- 10.19%	2,037.22 0.00
499	OTHER SUPPLIES AND MATERIALS	3,000.00- 0.00	3,000.00-	1,100.00 0.00	1,900.00- 36.67%	600.00 0.00
511	VEHICLE AND EQUIPMENT INSURANCE	3,000.00- 0.00	3,000.00-	0.00 0.00	3,000.00- 0.00%	0.00 0.00
729	TRANSPORTATION EQUIPMENT	12,000.00- 0.00	12,000.00-	917.93 300.00	10,782.07- 10.15%	532.93 300.00
Total TRANSPORTATION		1,187,855.00- 0.00	1,187,855.00-	235,607.92 300.00	951,947.08- 19.86%	135,146.46 300.00

Statement Of Expenditures And Encumbrances
SEPTEMBER 30, 2012

141 GENERAL PURPOSE SCHOOL
70000 EDUCATION
72000 SUPPORT SERVICES
72810 CENTRAL AND OTHER

Obj	Title	Original Appro Amendments	Total Appropriation	YTD Expenditures YTD Encumbrances	Unencumb Balance Percent Used	SEPTEMBER Expen SEPTEMBER Encum
189	OTHER SALARIES & WAGES	111,643.00- 0.00	111,643.00-	0.00 0.00	111,643.00- 0.00%	0.00 0.00
201	SOCIAL SECURITY	6,920.00- 0.00	6,920.00-	0.00 0.00	6,920.00- 0.00%	0.00 0.00
204	STATE RETIREMENT	7,256.00- 0.00	7,256.00-	0.00 0.00	7,256.00- 0.00%	0.00 0.00
210	UNEMPLOYMENT COMPENSATION	360.00- 0.00	360.00-	0.00 0.00	360.00- 0.00%	0.00 0.00
212	EMPLOYER MEDICARE	1,619.00- 0.00	1,619.00-	0.00 0.00	1,619.00- 0.00%	0.00 0.00
499	OTHER SUPPLIES AND MATERIALS	800.00- 0.00	800.00-	800.00 0.00	0.00 100.00%	0.00 0.00
Total CENTRAL AND OTHER		128,598.00- 0.00	128,598.00-	800.00 0.00	127,798.00- 0.62%	0.00 0.00
Total SUPPORT SERVICES		8,025,656.00- 72,156.71-	8,097,812.71-	1,913,150.68 79,294.85	6,105,367.18- 24.60%	719,638.04 11,530.11

Statement Of Expenditures And Encumbrances
SEPTEMBER 30, 2012

141 GENERAL PURPOSE SCHOOL
70000 EDUCATION
73000 OPERATION OF NON-INSTRUCTIONAL SERVICES
73300 COMMUNITY SERVICES

Obj	Title	Original Appro Amendments	Total Appropriation	YTD Expenditures YTD Encumbrances	Unencumb Balance Percent Used	SEPTEMBER Expen SEPTEMBER Encum
105	SUPERVISOR/DIRECTOR	45,611.00- 0.00	45,611.00-	3,892.58 0.00	41,718.42- 8.53%	3,892.58 0.00
189	OTHER SALARIES & WAGES	34,358.00- 0.00	34,358.00-	8,589.48 0.00	25,768.52- 25.00%	2,863.16 0.00
201	SOCIAL SECURITY	4,958.00- 0.00	4,958.00-	752.33 0.00	4,205.67- 15.17%	397.29 0.00
204	STATE RETIREMENT	6,361.00- 0.00	6,361.00-	853.87 0.00	5,507.13- 13.42%	515.73 0.00
207	MEDICAL INSURANCE	18,245.00- 0.00	18,245.00-	1,764.26 0.00	16,480.74- 9.67%	1,764.26 0.00
210	UNEMPLOYMENT COMPENSATION	162.00- 0.00	162.00-	0.00 0.00	162.00- 0.00%	0.00 0.00
212	EMPLOYER MEDICARE	1,159.00- 0.00	1,159.00-	175.95 0.00	983.05- 15.18%	92.92 0.00
355	TRAVEL	2,500.00- 0.00	2,500.00-	264.53 0.00	2,235.47- 10.58%	152.88 0.00
499	OTHER SUPPLIES AND MATERIALS	4,136.00- 0.00	4,136.00-	302.10 0.00	3,833.90- 7.30%	101.90 0.00
Total COMMUNITY SERVICES		117,490.00- 0.00	117,490.00-	16,595.10 0.00	100,894.90- 14.12%	9,780.72 0.00
Total OPERATION OF NON-INSTRUCTIONAL		117,490.00-	117,490.00-	16,595.10	100,894.90- 14.12%	9,780.72

Statement Of Expenditures And Encumbrances
SEPTEMBER 30, 2012

141 GENERAL PURPOSE SCHOOL
70000 EDUCATION
76000 CAPITAL OUTLAY
76100 REGULAR CAPITAL OUTLAY

Obj	Title	Original Appro Amendments	Total Appropriation	YTD Expenditures YTD Encumbrances	Unencumb Balance Percent Used	SEPTEMBER Expen SEPTEMBER Encum
304	ARCHITECTS	1,500.00- 0.00	1,500.00-	0.00 0.00	1,500.00- 0.00%	0.00 0.00
715	LAND	5,000.00- 0.00	5,000.00-	0.00 0.00	5,000.00- 0.00%	0.00 0.00
Total REGULAR CAPITAL OUTLAY		6,500.00- 0.00	6,500.00-	0.00 0.00	6,500.00- 0.00%	0.00 0.00
Total CAPITAL OUTLAY		6,500.00-	6,500.00-		6,500.00- %	
Total EDUCATION		21,179,719.00- 74,279.51-	21,253,998.51-	3,177,096.80 93,166.27	17,983,735.44- 15.39%	1,786,295.99 11,585.21

Statement Of Expenditures And Encumbrances
SEPTEMBER 30, 2012

141 GENERAL PURPOSE SCHOOL
80000 DEBT SERVICE
82100 PRINCIPAL ON DEBT
82130 EDUCATION

Obj	Title	Original Appro Amendments	Total Appropriation	YTD Expenditures YTD Encumbrances	Unencumb Balance Percent Used	SEPTEMBER Expen SEPTEMBER Encum
602	PRINCIPAL ON NOTES	21,978.00- 0.00	21,978.00-	0.00 0.00	21,978.00- 0.00%	0.00 0.00
Total EDUCATION		21,978.00- 0.00	21,978.00-	0.00 0.00	21,978.00- 0.00%	0.00 0.00
Total PRINCIPAL ON DEBT		21,978.00-	21,978.00-		21,978.00- %	

Statement Of Expenditures And Encumbrances
SEPTEMBER 30, 2012

141 GENERAL PURPOSE SCHOOL
80000 DEBT SERVICE
82200 INTEREST ON DEBT
82230 EDUCATION

Obj	Title	Original Appro Amendments	Total Appropriation	YTD Expenditures YTD Encumbrances	Unencumb Balance Percent Used	SEPTEMBER SEPTEMBER	Expen Encum
604	INTEREST ON NOTES	4,022.00- 0.00	4,022.00-	0.00 0.00	4,022.00- 0.00%		0.00 0.00
	Total EDUCATION	4,022.00- 0.00	4,022.00-	0.00 0.00	4,022.00- 0.00%		0.00 0.00
	Total INTEREST ON DEBT	4,022.00-	4,022.00-		4,022.00- %		
	Total DEBT SERVICE	26,000.00- 0.00	26,000.00-	0.00 0.00	26,000.00- 0.00%		0.00 0.00

Statement Of Expenditures And Encumbrances
SEPTEMBER 30, 2012

141 GENERAL PURPOSE SCHOOL
82330 EDUCATION

Obj	Title	Original Appro Amendments	Total Appropriation	YTD Expenditures YTD Encumbrances	Unencumb Balance Percent Used	SEPTEMBER SEPTEMBER	Expen Encum
699	OTHER DEBT SERVICE	500,000.00- 0.00	500,000.00-	0.00 0.00	500,000.00- 0.00%		0.00 0.00
	Total EDUCATION	500,000.00- 0.00	500,000.00-	0.00 0.00	500,000.00- 0.00%		0.00 0.00
		0.00 0.00	0.00	0.00 0.00	0.00 0.00		0.00 0.00
	Total Expenditures	21,705,719.00- 74,279.51-	21,779,998.51-	3,177,096.80 93,166.27	18,509,735.44- 15.01%	1,786,295.99 11,585.21	
	Total Other Uses	0.00 0.00	0.00	0.00 0.00	0.00 0.00%		0.00 0.00
	Total GENERAL PURPOSE SCHOOL	21,705,719.00- 74,279.51-	21,779,998.51-	3,177,096.80 93,166.27	18,509,735.44- 15.01%	1,786,295.99 11,585.21	

G/L Month: 09 SEPTEMBER
Beginning Account: 141- -
Ending Account: 141-ZZZZZ-ZZZ

* End of Report: UNION CO BOARD OF EDUCATION *

Statement Of Expenditures And Encumbrances
SEPTEMBER 30, 2012

142 SCHOOL FEDERAL PROJECTS
70000 EDUCATION
72000 SUPPORT SERVICES
72210 REGULAR INSTRUCTION PROGRAM

011 CONSOLIDATED ADMINISTRATION

Object	Title	Original Appro Amendments	Total Appropriation	YTD Expenditures YTD Encumbrances	Unencumb Balance Percent Used	SEPTEMBER SEPTEMBER	Expen Encum
105	SUPERVISOR/DIRECTOR	88,429.51- 429.51-	88,859.02-	21,916.50 0.00	66,942.52- 24.66%		7,305.50 0.00
162	CLERICAL PERSONNEL	39,357.00- 0.00	39,357.00-	9,839.22 0.00	29,517.78- 25.00%		3,279.74 0.00
201	SOCIAL SECURITY	8,328.26- 427.26-	8,755.52-	1,928.18 0.00	6,827.34- 22.02%		615.61 0.00
204	STATE RETIREMENT	10,195.99- 40.99-	10,236.98-	2,527.20 0.00	7,709.78- 24.69%		843.55 0.00
207	MEDICAL INSURANCE	19,943.70- 3,550.70-	23,494.40-	1,281.05 0.00	22,213.35- 5.45%		1,281.05 0.00
210	UNEMPLOYMENT COMPENSATION	159.83- 9.83-	169.66-	0.00 0.00	169.66- 0.00%		0.00 0.00
212	EMPLOYER MEDICARE	1,951.88- 101.88-	2,053.76-	450.94 0.00	1,602.82- 21.96%		143.97 0.00
307	COMMUNICATION	4,382.44- 382.44-	4,764.88-	467.29 0.00	4,297.59- 9.81%		0.00 0.00
355	TRAVEL	8,039.58- 39.58-	8,079.16-	1,050.00 0.00	7,029.16- 13.00%		0.00 0.00
499	OTHER SUPPLIES AND MATERIALS	7,807.38- 613.38-	8,420.76-	1,616.88 39.99	6,763.89- 19.68%		165.26 39.99
790	OTHER EQUIPMENT	8,476.09- 3,476.09-	11,952.18-	0.00 0.00	11,952.18- 0.00%		0.00 0.00
	Total REGULAR INSTRUCTION PROGRAM	197,071.66- 9,071.66-	206,143.32-	41,077.26 39.99	165,026.07- 19.95%	13,634.68 39.99	
	Total SUPPORT SERVICES	197,071.66- 9,071.66-	206,143.32-	41,077.26 39.99	165,026.07- 19.95%	13,634.68 39.99	
	Total EDUCATION	197,071.66- 9,071.66-	206,143.32-	41,077.26 39.99	165,026.07- 19.95%	13,634.68 39.99	

Statement Of Expenditures And Encumbrances
SEPTEMBER 30, 2012

142 SCHOOL FEDERAL PROJECTS
70000 EDUCATION
72000 SUPPORT SERVICES
72210 REGULAR INSTRUCTION PROGRAM

011 CONSOLIDATED ADMINISTRATION

Object	Title	Original Appro Amendments	Total Appropriation	YTD Expenditures YTD Encumbrances	Unencumb Balance Percent Used	SEPTEMBER Expen SEPTEMBER Encum
Total Expenditures 011		197,071.66- 9,071.66-	206,143.32-	41,077.26 39.99	165,026.07- 19.95%	13,634.68 39.99
Total Other Uses		0.00 0.00	0.00	0.00 0.00	0.00 0.00%	0.00 0.00
Total SCHOOL FEDERAL PROJECTS		197,071.66- 9,071.66-	206,143.32-	41,077.26 39.99	165,026.07- 19.95%	13,634.68 39.99

Statement Of Expenditures And Encumbrances
SEPTEMBER 30, 2012

142 SCHOOL FEDERAL PROJECTS
70000 EDUCATION
71000 INSTRUCTION
71100 REGULAR INSTRUCTION PROGRAM

101 TITLE I PROJECT 07.01

Object	Title	Original Appro Amendments	Total Appropriation	YTD Expenditures YTD Encumbrances	Unencumb Balance Percent Used	SEPTEMBER Expen SEPTEMBER Encum
116	TEACHERS	1,773.22- 364,244.00-	366,017.22-	36,588.83 0.00	329,428.39- 10.00%	29,493.93 0.00
163	EDUCATIONAL ASSISTANTS	1,025.90- 216,131.00-	217,156.90-	27,769.05 0.00	189,387.85- 12.79%	17,859.95 0.00
189	OTHER SALARIES & WAGES	1,992.60- 0.00	1,992.60-	1,902.00 0.00	90.60- 95.45%	1,268.00 0.00
195	CERTIFIED SUBSTITUTE TEACHERS	500.00- 5,000.00-	5,500.00-	0.00 0.00	5,500.00- 0.00%	0.00 0.00
198	NON-CERTIFIED SUBSTITUTE TEACHERS	4,582.32- 11,000.00-	15,582.32-	1,781.58 0.00	13,800.74- 11.43%	1,721.39 0.00
201	SOCIAL SECURITY	1,582.69- 37,030.00-	38,612.69-	4,200.90 0.00	34,411.79- 10.88%	3,103.61 0.00
204	STATE RETIREMENT	2,261.71- 45,220.00-	47,481.71-	4,921.03 0.00	42,560.68- 10.36%	3,694.92 0.00
207	MEDICAL INSURANCE	3,434.91- 51,683.00-	55,117.91-	3,412.08 0.00	51,705.83- 6.19%	3,412.08 0.00
210	UNEMPLOYMENT COMPENSATION	113.94- 1,713.00-	1,826.94-	182.23 0.00	1,644.71- 9.97%	120.00 0.00
212	EMPLOYER MEDICARE	842.91- 8,687.00-	9,529.91-	982.43 0.00	8,547.48- 10.31%	725.83 0.00
399	OTHER CONTRACTED SERVICES	1,385.00- 0.00	1,385.00-	0.00 0.00	1,385.00- 0.00%	0.00 0.00
429	INSTRUCTIONAL SUPPLIES AND MATERIALS	141,521.49- 143,869.00-	285,390.49-	90,510.09 22,694.87	172,185.53- 39.67%	59,669.83 10,322.54-
499	OTHER SUPPLIES AND MATERIALS	4,280.30- 0.00	4,280.30-	0.00 0.00	4,280.30- 0.00%	0.00 0.00
599	OTHER CHARGES	0.00 121,793.00-	121,793.00-	0.00 0.00	121,793.00- 0.00%	0.00 0.00
722	REGULAR INSTRUCTION EQUIPMENT	47,825.33- 0.00	47,825.33-	0.00 0.00	47,825.33- 0.00%	0.00 0.00

Statement Of Expenditures And Encumbrances
SEPTEMBER 30, 2012

142 SCHOOL FEDERAL PROJECTS
70000 EDUCATION
71000 INSTRUCTION
71100 REGULAR INSTRUCTION PROGRAM

101 TITLE I PROJECT 07.01

Object	Title	Original Appro Amendments	Total Appropriation	YTD Expenditures YTD Encumbrances	Unencumb Balance Percent Used	SEPTEMBER Expen SEPTEMBER Encum
Total REGULAR INSTRUCTION PROGRAM		213,122.32- 1,006,370.00-	1,219,492.32-	172,250.22 22,694.87	1,024,547.23- 15.99%	121,069.54 10,322.54-
Total INSTRUCTION		213,122.32- 1,006,370.00-	1,219,492.32-	172,250.22 22,694.87	1,024,547.23- 15.99%	121,069.54 10,322.54-

Statement Of Expenditures And Encumbrances
SEPTEMBER 30, 2012

142 SCHOOL FEDERAL PROJECTS
70000 EDUCATION
72000 SUPPORT SERVICES
72130 OTHER STUDENT SUPPORT

101 TITLE I PROJECT 07.01

Object	Title	Original Appro Amendments	Total Appropriation	YTD Expenditures YTD Encumbrances	Unencumb Balance Percent Used	SEPTEMBER Expen SEPTEMBER Encum
399	OTHER CONTRACTED SERVICES	0.00 7,350.00-	7,350.00-	0.00 0.00	7,350.00- 0.00%	0.00 0.00
599	OTHER CHARGES	5,932.88- 16,621.00-	22,553.88-	169.91 7,770.00	14,613.97- 35.20%	169.91 250.09
Total OTHER STUDENT SUPPORT		5,932.88- 23,971.00-	29,903.88-	169.91 7,770.00	21,963.97- 26.55%	169.91 250.09

Statement Of Expenditures And Encumbrances
SEPTEMBER 30, 2012

142 SCHOOL FEDERAL PROJECTS
70000 EDUCATION
72000 SUPPORT SERVICES
72210 REGULAR INSTRUCTION PROGRAM

101 TITLE I PROJECT 07.01

Object	Title	Original Appro Amendments	Total Appropriation	YTD Expenditures YTD Encumbrances	Unencumb Balance Percent Used	SEPTEMBER Expen SEPTEMBER Encum
189	OTHER SALARIES & WAGES	2,834.37- 60,030.00-	62,864.37-	14,226.48 0.00	48,637.89- 22.63%	2,701.08 0.00
201	SOCIAL SECURITY	247.22- 3,727.00-	3,974.22-	856.16 0.00	3,118.06- 21.54%	141.59 0.00
204	STATE RETIREMENT	1,331.55- 5,336.00-	6,667.55-	826.83 0.00	5,840.72- 12.40%	160.44 0.00
207	MEDICAL INSURANCE	1,683.32- 9,900.00-	11,583.32-	618.93 0.00	10,964.39- 5.34%	618.93 0.00
210	UNEMPLOYMENT COMPENSATION	62.37- 76.00-	138.37-	0.00 0.00	138.37- 0.00%	0.00 0.00
212	EMPLOYER MEDICARE	214.51- 875.00-	1,089.51-	200.24 0.00	889.27- 18.38%	33.12 0.00
355	TRAVEL	4,259.63- 17,476.00-	21,735.63-	887.96 0.00	20,847.67- 4.09%	887.96 0.00
524	IN SERVICE/ STAFF DEVELOPMENT	23,405.39- 42,803.00-	66,208.39-	0.00 0.00	66,208.39- 0.00%	0.00 0.00
Total REGULAR INSTRUCTION PROGRAM		34,038.36- 140,223.00-	174,261.36-	17,616.60 0.00	156,644.76- 10.11%	4,543.12 0.00
Total SUPPORT SERVICES		39,971.24- 164,194.00-	204,165.24-	17,786.51 7,770.00	178,608.73- 12.52%	4,713.03 250.09
Total EDUCATION		253,093.56- 1,170,564.00-	1,423,657.56-	190,036.73 30,464.87	1,203,155.96- 15.49%	125,782.57 10,072.45-

Statement Of Expenditures And Encumbrances
SEPTEMBER 30, 2012

142 SCHOOL FEDERAL PROJECTS
99000 OTHER USES
99100 TRANSFERS OUT

101 TITLE I PROJECT 07.01

Object	Title	Original Appro Amendments	Total Appropriation	YTD Expenditures YTD Encumbrances	Unencumb Balance Percent Used	SEPTEMBER Expen SEPTEMBER Encum
504	INDIRECT COST	0.00 20,835.00-	20,835.00-	0.00 0.00	20,835.00- 0.00%	0.00 0.00
Total TRANSFERS OUT		0.00 20,835.00-	20,835.00-	0.00 0.00	20,835.00- 0.00%	0.00 0.00
Total OTHER USES		0.00 20,835.00-	20,835.00-	0.00 0.00	20,835.00- 0.00%	0.00 0.00
Total Expenditures 101		253,093.56- 1,170,564.00-	1,423,657.56-	190,036.73 30,464.87	1,203,155.96- 15.49%	125,782.57 10,072.45-
Total Other Uses		0.00 20,835.00-	20,835.00-	0.00 0.00	20,835.00- 0.00%	0.00 0.00
Total SCHOOL FEDERAL PROJECTS		253,093.56- 1,191,399.00-	1,444,492.56-	190,036.73 30,464.87	1,223,990.96- 15.26%	125,782.57 10,072.45-

Statement Of Expenditures And Encumbrances
SEPTEMBER 30, 2012

142 SCHOOL FEDERAL PROJECTS
70000 EDUCATION
71000 INSTRUCTION
71100 REGULAR INSTRUCTION PROGRAM

201 TITLE II, PART A PROJ 07.01

Object	Title	Original Appr Amendments	Total Appropriation	YTD Expenditures YTD Encumbrances	Unencumb Balance Percent Used	SEPTEMBER Expen SEPTEMBER Encum
116	TEACHERS	46,602.03- 0.00	46,602.03-	3,708.16 0.00	42,893.87- 7.96%	3,708.16 0.00
195	CERTIFIED SUBSTITUTE TEACHERS	750.00- 0.00	750.00-	0.00 0.00	750.00- 0.00%	0.00 0.00
198	NON-CERTIFIED SUBSTITUTE TEACHERS	10,883.12- 0.00	10,883.12-	0.00 0.00	10,883.12- 0.00%	0.00 0.00
201	SOCIAL SECURITY	3,626.67- 0.00	3,626.67-	194.42 0.00	3,432.25- 5.36%	194.42 0.00
204	STATE RETIREMENT	4,146.06- 0.00	4,146.06-	329.28 0.00	3,816.78- 7.94%	329.28 0.00
207	MEDICAL INSURANCE	10,961.16- 0.00	10,961.16-	974.59 0.00	9,986.57- 8.89%	974.59 0.00
210	UNEMPLOYMENT COMPENSATION	420.40- 0.00	420.40-	0.00 0.00	420.40- 0.00%	0.00 0.00
212	EMPLOYER MEDICARE	853.15- 0.00	853.15-	45.47 0.00	807.68- 5.33%	45.47 0.00
Total REGULAR INSTRUCTION PROGRAM		78,242.59- 0.00	78,242.59-	5,251.92 0.00	72,990.67- 6.71%	5,251.92 0.00
Total INSTRUCTION		78,242.59-	78,242.59-	5,251.92	72,990.67- 6.71%	5,251.92

Statement Of Expenditures And Encumbrances
SEPTEMBER 30, 2012

142 SCHOOL FEDERAL PROJECTS
70000 EDUCATION
72000 SUPPORT SERVICES
72210 REGULAR INSTRUCTION PROGRAM

201 TITLE II, PART A PROJ 07.01

Object	Title	Original Appr Amendments	Total Appropriation	YTD Expenditures YTD Encumbrances	Unencumb Balance Percent Used	SEPTEMBER Expen SEPTEMBER Encum
189	OTHER SALARIES & WAGES	119.50- 0.00	119.50-	0.00 0.00	119.50- 0.00%	0.00 0.00
196	IN-SERVICE TRAINING	4,184.00- 0.00	4,184.00-	3,300.00 0.00	884.00- 78.87%	0.00 0.00
201	SOCIAL SECURITY	809.47- 0.00	809.47-	204.60 0.00	604.87- 25.28%	0.00 0.00
204	STATE RETIREMENT	1,125.53- 0.00	1,125.53-	293.04 0.00	832.49- 26.04%	0.00 0.00
210	UNEMPLOYMENT COMPENSATION	1,125.01- 0.00	1,125.01-	0.00 0.00	1,125.01- 0.00%	0.00 0.00
212	EMPLOYER MEDICARE	190.87- 0.00	190.87-	47.85 0.00	143.02- 25.07%	0.00 0.00
355	TRAVEL	3,885.71- 0.00	3,885.71-	0.00 0.00	3,885.71- 0.00%	0.00 0.00
499	OTHER SUPPLIES AND MATERIALS	5,427.54- 0.00	5,427.54-	0.00 0.00	5,427.54- 0.00%	0.00 0.00
524	IN SERVICE/ STAFF DEVELOPMENT	11,171.67- 0.00	11,171.67-	0.00 0.00	11,171.67- 0.00%	0.00 0.00
Total REGULAR INSTRUCTION PROGRAM		28,039.30- 0.00	28,039.30-	3,845.49 0.00	24,193.81- 13.71%	0.00 0.00
Total SUPPORT SERVICES		28,039.30-	28,039.30-	3,845.49	24,193.81- 13.71%	
Total EDUCATION		106,281.89- 0.00	106,281.89-	9,097.41 0.00	97,184.48- 8.56%	5,251.92 0.00
Total Expenditures 201		106,281.89- 0.00	106,281.89-	9,097.41 0.00	97,184.48- 8.56%	5,251.92 0.00
Total Other Uses		0.00 0.00	0.00	0.00 0.00	0.00 0.00%	0.00 0.00
Total SCHOOL FEDERAL PROJECTS		106,281.89- 0.00	106,281.89-	9,097.41 0.00	97,184.48- 8.56%	5,251.92 0.00

Statement Of Expenditures And Encumbrances
SEPTEMBER 30, 2012

142 SCHOOL FEDERAL PROJECTS
70000 EDUCATION
71000 INSTRUCTION
71100 REGULAR INSTRUCTION PROGRAM

301 TITLE III, PROJECT 07.01

Object	Title	Original Appro Amendments	Total Appropriation	YTD Expenditures YTD Encumbrances	Unencumb Balance Percent Used	SEPTEMBER Expen SEPTEMBER Encum
429	INSTRUCTIONAL SUPPLIES AND MATERIALS	868.00- 23.44	844.56-	272.27 34.40	537.89- 36.31%	272.27 34.40
Total REGULAR INSTRUCTION PROGRAM		868.00- 23.44	844.56-	272.27 34.40	537.89- 36.31%	272.27 34.40
Total INSTRUCTION		868.00- 23.44	844.56-	272.27 34.40	537.89- 36.31%	272.27 34.40

Statement Of Expenditures And Encumbrances
SEPTEMBER 30, 2012

142 SCHOOL FEDERAL PROJECTS
70000 EDUCATION
72000 SUPPORT SERVICES
72210 REGULAR INSTRUCTION PROGRAM

301 TITLE III, PROJECT 07.01

Object	Title	Original Appro Amendments	Total Appropriation	YTD Expenditures YTD Encumbrances	Unencumb Balance Percent Used	SEPTEMBER Expen SEPTEMBER Encum
524	IN SERVICE/ STAFF DEVELOPMENT	304.00- 0.00	304.00-	0.00 0.00	304.00- 0.00%	0.00 0.00
Total REGULAR INSTRUCTION PROGRAM		304.00- 0.00	304.00-	0.00 0.00	304.00- 0.00%	0.00 0.00
Total SUPPORT SERVICES		304.00-	304.00-		304.00- %	
Total EDUCATION		1,172.00- 23.44	1,148.56-	272.27 34.40	841.89- 26.70%	272.27 34.40
Total Expenditures 301		1,172.00- 23.44	1,148.56-	272.27 34.40	841.89- 26.70%	272.27 34.40
Total Other Uses		0.00 0.00	0.00	0.00 0.00	0.00 0.00%	0.00 0.00
Total SCHOOL FEDERAL PROJECTS		1,172.00- 23.44	1,148.56-	272.27 34.40	841.89- 26.70%	272.27 34.40

Statement Of Expenditures And Encumbrances
SEPTEMBER 30, 2012

142 SCHOOL FEDERAL PROJECTS
70000 EDUCATION
71000 INSTRUCTION
71100 REGULAR INSTRUCTION PROGRAM

601 TITLE VI, PROJECT 07.01

Object	Title	Original Appro Amendments	Total Appropriation	YTD Expenditures YTD Encumbrances	Unencumb Balance Percent Used	SEPTEMBER Expen SEPTEMBER Encum
116	TEACHERS	107.00- 0.00	107.00-	0.00 0.00	107.00- 0.00%	0.00 0.00
201	SOCIAL SECURITY	6.80- 0.00	6.80-	0.00 0.00	6.80- 0.00%	0.00 0.00
204	STATE RETIREMENT	10.52- 0.00	10.52-	0.00 0.00	10.52- 0.00%	0.00 0.00
210	UNEMPLOYMENT COMPENSATION	45.00- 0.00	45.00-	0.00 0.00	45.00- 0.00%	0.00 0.00
212	EMPLOYER MEDICARE	1.60- 0.00	1.60-	0.00 0.00	1.60- 0.00%	0.00 0.00
429	INSTRUCTIONAL SUPPLIES AND MATERIALS	8,098.00- 60,596.00-	68,694.00-	18,422.28 0.00	50,271.72- 26.82%	10,025.00 10,025.00-
499	OTHER SUPPLIES AND MATERIALS	54.39- 0.00	54.39-	0.00 0.00	54.39- 0.00%	0.00 0.00
599	OTHER CHARGES	3,500.00- 0.00	3,500.00-	0.00 0.00	3,500.00- 0.00%	0.00 0.00
Total REGULAR INSTRUCTION PROGRAM		11,823.31- 60,596.00-	72,419.31-	18,422.28 0.00	53,997.03- 25.44%	10,025.00 10,025.00-
Total INSTRUCTION		11,823.31- 60,596.00-	72,419.31-	18,422.28	53,997.03- 25.44%	10,025.00 10,025.00-

Statement Of Expenditures And Encumbrances
SEPTEMBER 30, 2012

142 SCHOOL FEDERAL PROJECTS
70000 EDUCATION
72000 SUPPORT SERVICES
72210 REGULAR INSTRUCTION PROGRAM

601 TITLE VI, PROJECT 07.01

Object	Title	Original Appro Amendments	Total Appropriation	YTD Expenditures YTD Encumbrances	Unencumb Balance Percent Used	SEPTEMBER SEPTEMBER	Expen Encum
189	OTHER SALARIES & WAGES	2,247.00- 0.00	2,247.00-	0.00 0.00	2,247.00- 0.00%		0.00 0.00
201	SOCIAL SECURITY	139.56- 0.00	139.56-	0.00 0.00	139.56- 0.00%		0.00 0.00
204	STATE RETIREMENT	203.99- 0.00	203.99-	0.00 0.00	203.99- 0.00%		0.00 0.00
210	UNEMPLOYMENT COMPENSATION	144.00- 0.00	144.00-	0.00 0.00	144.00- 0.00%		0.00 0.00
212	EMPLOYER MEDICARE	33.50- 0.00	33.50-	0.00 0.00	33.50- 0.00%		0.00 0.00
524	IN SERVICE/ STAFF DEVELOPMENT	0.00 17,500.00-	17,500.00-	17,500.00 0.00	0.00 100.00%		17,500.00 17,500.00-
Total REGULAR INSTRUCTION PROGRAM		2,768.05- 17,500.00-	20,268.05-	17,500.00 0.00	2,768.05- 86.34%		17,500.00 17,500.00-
Total SUPPORT SERVICES		2,768.05- 17,500.00-	20,268.05-	17,500.00	2,768.05- 86.34%		17,500.00 17,500.00-
Total EDUCATION		14,591.36- 78,096.00-	92,687.36-	35,922.28 0.00	56,765.08- 38.76%		27,525.00 27,525.00-
Total Expenditures 601		14,591.36- 78,096.00-	92,687.36-	35,922.28 0.00	56,765.08- 38.76%		27,525.00 27,525.00-
Total Other Uses		0.00 0.00	0.00	0.00 0.00	0.00 0.00%		0.00 0.00
Total SCHOOL FEDERAL PROJECTS		14,591.36- 78,096.00-	92,687.36-	35,922.28 0.00	56,765.08- 38.76%		27,525.00 27,525.00-

Statement Of Expenditures And Encumbrances
SEPTEMBER 30, 2012

142 SCHOOL FEDERAL PROJECTS
70000 EDUCATION
71000 INSTRUCTION
71300 VOCATIONAL EDUCATION PROGRAM

801 CARL PERKINS

Object	Title	Original Appro Amendments	Total Appropriation	YTD Expenditures YTD Encumbrances	Unencumb Balance Percent Used	SEPTEMBER SEPTEMBER	Expen Encum
429	INSTRUCTIONAL SUPPLIES AND MATERIALS	24,000.00- 947.13	23,052.87-	1,521.00 8,284.00	13,247.87- 42.53%		0.00 8,284.00
499	OTHER SUPPLIES AND MATERIALS	7,000.00- 0.00	7,000.00-	0.00 0.00	7,000.00- 0.00%		0.00 0.00
730	VOCATIONAL INSTRUCTION EQUIPMENT	17,701.00- 0.00	17,701.00-	478.15 0.00	17,222.85- 2.70%		478.15 500.00-
Total VOCATIONAL EDUCATION PROGRAM		48,701.00- 947.13	47,753.87-	1,999.15 8,284.00	37,470.72- 21.53%		478.15 7,784.00
Total INSTRUCTION		48,701.00- 947.13	47,753.87-	1,999.15 8,284.00	37,470.72- 21.53%		478.15 7,784.00

Statement Of Expenditures And Encumbrances
SEPTEMBER 30, 2012

142 SCHOOL FEDERAL PROJECTS
70000 EDUCATION
72000 SUPPORT SERVICES
72130 OTHER STUDENT SUPPORT

801 CARL PERKINS

Object	Title	Original Appro Amendments	Total Appropriation	YTD Expenditures YTD Encumbrances	Unencumb Balance Percent Used	SEPTEMBER SEPTEMBER	Expen Encum
189	OTHER SALARIES & WAGES	1,500.00- 600.00-	2,100.00-	2,100.00 0.00	0.00 100.00%		2,100.00 0.00
201	SOCIAL SECURITY	0.00 130.20-	130.20-	130.20 0.00	0.00 100.00%		130.20 0.00
204	STATE RETIREMENT	0.00 186.48-	186.48-	186.48 0.00	0.00 100.00%		186.48 0.00
210	UNEMPLOYMENT COMPENSATION	0.00 0.00	0.00	9.60 0.00	9.60 0.00%		9.60 0.00
212	EMPLOYER MEDICARE	0.00 30.45-	30.45-	30.45 0.00	0.00 100.00%		30.45 0.00
355	TRAVEL	18,000.00- 0.00	18,000.00-	6,567.74 100.00	11,332.26- 37.04%		1,246.48 100.00
Total OTHER STUDENT SUPPORT		19,500.00- 947.13-	20,447.13-	9,024.47 100.00	11,322.66- 44.62%		3,703.21 100.00
Total SUPPORT SERVICES		19,500.00- 947.13-	20,447.13-	9,024.47 100.00	11,322.66- 44.62%		3,703.21 100.00
Total EDUCATION		68,201.00- 0.00	68,201.00-	11,023.62 8,384.00	48,793.38- 28.46%		4,181.36 7,884.00
Total Expenditures 801		68,201.00- 0.00	68,201.00-	11,023.62 8,384.00	48,793.38- 28.46%		4,181.36 7,884.00
Total Other Uses		0.00 0.00	0.00	0.00 0.00	0.00 0.00%		0.00 0.00
Total SCHOOL FEDERAL PROJECTS		68,201.00- 0.00	68,201.00-	11,023.62 8,384.00	48,793.38- 28.46%		4,181.36 7,884.00

Statement Of Expenditures And Encumbrances
SEPTEMBER 30, 2012

142 SCHOOL FEDERAL PROJECTS
70000 EDUCATION
71000 INSTRUCTION
71200 SPECIAL EDUCATION PROGRAM

901 IDEA PART B, PROJECT 11.01

Object	Title	Original Appro Amendments	Total Appropriation	YTD Expenditures YTD Encumbrances	Unencumb Balance Percent Used	SEPTEMBER Expen SEPTEMBER Encum
116	TEACHERS	106,671.00- 0.00	106,671.00-	9,390.93 0.00	97,280.07- 8.80%	0.00 0.00
163	EDUCATIONAL ASSISTANTS	143,370.00- 0.00	143,370.00-	9,747.50 0.00	133,622.50- 6.80%	6,725.00 0.00
171	SPEECH PATHOLOGIST	159,508.00- 0.00	159,508.00-	12,267.75 0.00	147,240.25- 7.69%	11,208.99 0.00
189	OTHER SALARIES & WAGES	6,000.00- 0.00	6,000.00-	722.28 0.00	5,277.72- 12.04%	722.28 0.00
195	CERTIFIED SUBSTITUTE TEACHERS	3,000.00- 0.00	3,000.00-	0.00 0.00	3,000.00- 0.00%	0.00 0.00
198	NON-CERTIFIED SUBSTITUTE TEACHERS	2,500.00- 0.00	2,500.00-	120.38 0.00	2,379.62- 4.82%	120.38 0.00
201	SOCIAL SECURITY	26,106.00- 0.00	26,106.00-	1,955.81 0.00	24,150.19- 7.49%	1,120.54 0.00
204	STATE RETIREMENT	32,053.00- 0.00	32,053.00-	2,501.61 0.00	29,551.39- 7.80%	1,394.83 0.00
206	LIFE INSURANCE	110.00- 0.00	110.00-	0.00 0.00	110.00- 0.00%	0.00 0.00
207	MEDICAL INSURANCE	22,739.00- 0.00	22,739.00-	936.79 0.00	21,802.21- 4.12%	936.79 0.00
210	UNEMPLOYMENT COMPENSATION	432.00- 0.00	432.00-	71.90 0.00	360.10- 16.64%	48.52 0.00
212	EMPLOYER MEDICARE	6,106.00- 0.00	6,106.00-	457.41 0.00	5,648.59- 7.49%	262.07 0.00
599	OTHER CHARGES	168,866.00- 0.00	168,866.00-	0.00 0.00	168,866.00- 0.00%	0.00 0.00
Total SPECIAL EDUCATION PROGRAM		677,461.00- 0.00	677,461.00-	38,172.36 0.00	639,288.64- 5.63%	22,539.40 0.00
Total INSTRUCTION		677,461.00-	677,461.00-	38,172.36	639,288.64- 5.63%	22,539.40

Statement Of Expenditures And Encumbrances
SEPTEMBER 30, 2012

142 SCHOOL FEDERAL PROJECTS
70000 EDUCATION
72000 SUPPORT SERVICES
72220 SPECIAL EDUCATION PROGRAM

901 IDEA PART B, PROJECT 11.01

Object	Title	Original Appro Amendments	Total Appropriation	YTD Expenditures YTD Encumbrances	Unencumb Balance Percent Used	SEPTEMBER Expen SEPTEMBER Encum
105	SUPERVISOR/DIRECTOR	81,962.00- 0.00	81,962.00-	20,490.48 0.00	61,471.52- 25.00%	6,830.16 0.00
189	OTHER SALARIES & WAGES	37,374.00- 0.00	37,374.00-	3,114.50 0.00	34,259.50- 8.33%	3,114.50 0.00
201	SOCIAL SECURITY	7,399.00- 0.00	7,399.00-	1,461.55 0.00	5,937.45- 19.75%	614.61 0.00
204	STATE RETIREMENT	10,598.00- 0.00	10,598.00-	2,096.13 0.00	8,501.87- 19.78%	883.09 0.00
206	LIFE INSURANCE	44.00- 0.00	44.00-	0.00 0.00	44.00- 0.00%	0.00 0.00
207	MEDICAL INSURANCE	6,265.00- 0.00	6,265.00-	574.68 0.00	5,690.32- 9.17%	574.68 0.00
210	UNEMPLOYMENT COMPENSATION	144.00- 0.00	144.00-	0.00 0.00	144.00- 0.00%	0.00 0.00
212	EMPLOYER MEDICARE	1,731.00- 0.00	1,731.00-	341.82 0.00	1,389.18- 19.75%	143.74 0.00
Total SPECIAL EDUCATION PROGRAM		145,517.00- 0.00	145,517.00-	28,079.16 0.00	117,437.84- 19.30%	12,160.78 0.00

Statement Of Expenditures And Encumbrances
SEPTEMBER 30, 2012

142 SCHOOL FEDERAL PROJECTS
70000 EDUCATION
72000 SUPPORT SERVICES
72710 TRANSPORTATION

901 IDEA PART B, PROJECT 11.01

Object	Title	Original Appro Amendments	Total Appropriation	YTD Expenditures YTD Encumbrances	Unencumb Balance Percent Used	SEPTEMBER Expen SEPTEMBER Encum
313	CONTRACTS WITH PARENTS	7,000.00- 0.00	7,000.00-	881.25 0.00	6,118.75- 12.59%	526.87 0.00
315	CONTRACTS WITH VEHICLE OWNERS	129,339.00- 0.00	129,339.00-	26,556.62 0.00	102,782.38- 20.53%	14,119.63 0.00
Total TRANSPORTATION		136,339.00- 0.00	136,339.00-	27,437.87 0.00	108,901.13- 20.12%	14,646.50 0.00
Total SUPPORT SERVICES		281,856.00-	281,856.00-	55,517.03	226,338.97- 19.70%	26,807.28
Total EDUCATION		959,317.00- 0.00	959,317.00-	93,689.39 0.00	865,627.61- 9.77%	49,346.68 0.00
Total Expenditures 901		959,317.00- 0.00	959,317.00-	93,689.39 0.00	865,627.61- 9.77%	49,346.68 0.00
Total Other Uses		0.00 0.00	0.00	0.00 0.00	0.00 0.00%	0.00 0.00
Total SCHOOL FEDERAL PROJECTS		959,317.00- 0.00	959,317.00-	93,689.39 0.00	865,627.61- 9.77%	49,346.68 0.00

Statement Of Expenditures And Encumbrances
SEPTEMBER 30, 2012

142 SCHOOL FEDERAL PROJECTS
70000 EDUCATION
71000 INSTRUCTION
71200 SPECIAL EDUCATION PROGRAM

902 IDEA, PART B, PROJECT 10.01

Object	Title	Original Appro Amendments	Total Appropriation	YTD Expenditures YTD Encumbrances	Unencumb Balance Percent Used	SEPTEMBER Expen SEPTEMBER Encum
116	TEACHERS	7,568.47- 0.00	7,568.47-	0.00 0.00	7,568.47- 0.00%	0.00 0.00
163	EDUCATIONAL ASSISTANTS	43,829.16- 0.00	43,829.16-	0.00 0.00	43,829.16- 0.00%	0.00 0.00
171	SPEECH PATHOLOGIST	32,624.10- 0.00	32,624.10-	0.00 0.00	32,624.10- 0.00%	0.00 0.00
195	CERTIFIED SUBSTITUTE TEACHERS	646.79- 0.00	646.79-	0.00 0.00	646.79- 0.00%	0.00 0.00
198	NON-CERTIFIED SUBSTITUTE TEACHERS	571.48- 0.00	571.48-	0.00 0.00	571.48- 0.00%	0.00 0.00
201	SOCIAL SECURITY	3,522.66- 0.00	3,522.66-	0.00 0.00	3,522.66- 0.00%	0.00 0.00
204	STATE RETIREMENT	6,506.63- 0.00	6,506.63-	0.00 0.00	6,506.63- 0.00%	0.00 0.00
206	LIFE INSURANCE	92.00- 0.00	92.00-	0.00 0.00	92.00- 0.00%	0.00 0.00
210	UNEMPLOYMENT COMPENSATION	157.54- 0.00	157.54-	0.00 0.00	157.54- 0.00%	0.00 0.00
212	EMPLOYER MEDICARE	1,831.57- 0.00	1,831.57-	0.00 0.00	1,831.57- 0.00%	0.00 0.00
399	OTHER CONTRACTED SERVICES	5,046.91- 0.00	5,046.91-	0.00 0.00	5,046.91- 0.00%	0.00 0.00
Total SPECIAL EDUCATION PROGRAM		102,397.31- 0.00	102,397.31-	0.00 0.00	102,397.31- 0.00%	0.00 0.00
Total INSTRUCTION		102,397.31-	102,397.31-		102,397.31- %	

Statement Of Expenditures And Encumbrances
SEPTEMBER 30, 2012

142 SCHOOL FEDERAL PROJECTS
70000 EDUCATION
72000 SUPPORT SERVICES
72220 SPECIAL EDUCATION PROGRAM

902 IDEA, PART B, PROJECT 10.01

Object	Title	Original Appro Amendments	Total Appropriation	YTD Expenditures YTD Encumbrances	Unencumb Balance Percent Used	SEPTEMBER Expen SEPTEMBER Encum
105	SUPERVISOR/DIRECTOR	332.80- 0.00	332.80-	0.00 0.00	332.80- 0.00%	0.00 0.00
189	OTHER SALARIES & WAGES	0.04- 0.00	0.04-	0.00 0.00	0.04- 0.00%	0.00 0.00
201	SOCIAL SECURITY	394.25- 0.00	394.25-	0.00 0.00	394.25- 0.00%	0.00 0.00
204	STATE RETIREMENT	380.02- 0.00	380.02-	0.00 0.00	380.02- 0.00%	0.00 0.00
206	LIFE INSURANCE	46.00- 0.00	46.00-	0.00 0.00	46.00- 0.00%	0.00 0.00
207	MEDICAL INSURANCE	4,149.51- 0.00	4,149.51-	0.00 0.00	4,149.51- 0.00%	0.00 0.00
210	UNEMPLOYMENT COMPENSATION	3.24- 0.00	3.24-	0.00 0.00	3.24- 0.00%	0.00 0.00
212	EMPLOYER MEDICARE	92.20- 0.00	92.20-	0.00 0.00	92.20- 0.00%	0.00 0.00
524	IN SERVICE/ STAFF DEVELOPMENT	9,500.00- 0.00	9,500.00-	0.00 0.00	9,500.00- 0.00%	0.00 0.00
Total SPECIAL EDUCATION PROGRAM		14,898.06- 0.00	14,898.06-	0.00 0.00	14,898.06- 0.00%	0.00 0.00

Statement Of Expenditures And Encumbrances
SEPTEMBER 30, 2012

142 SCHOOL FEDERAL PROJECTS
70000 EDUCATION
72000 SUPPORT SERVICES
72710 TRANSPORTATION

902 IDEA, PART B, PROJECT 10.01

Object	Title	Original Appro Amendments	Total Appropriation	YTD Expenditures YTD Encumbrances	Unencumb Balance Percent Used	SEPTEMBER Expen SEPTEMBER Encum
189	OTHER SALARIES & WAGES	7,673.75- 0.00	7,673.75-	0.00 0.00	7,673.75- 0.00%	0.00 0.00
201	SOCIAL SECURITY	465.00- 0.00	465.00-	0.00 0.00	465.00- 0.00%	0.00 0.00
204	STATE RETIREMENT	440.25- 0.00	440.25-	0.00 0.00	440.25- 0.00%	0.00 0.00
210	UNEMPLOYMENT COMPENSATION	45.00- 0.00	45.00-	0.00 0.00	45.00- 0.00%	0.00 0.00
212	EMPLOYER MEDICARE	108.75- 0.00	108.75-	0.00 0.00	108.75- 0.00%	0.00 0.00
313	CONTRACTS WITH PARENTS	1,022.43- 0.00	1,022.43-	0.00 0.00	1,022.43- 0.00%	0.00 0.00
315	CONTRACTS WITH VEHICLE OWNERS	25,057.35- 0.00	25,057.35-	0.00 0.00	25,057.35- 0.00%	0.00 0.00
Total TRANSPORTATION		34,812.53- 0.00	34,812.53-	0.00 0.00	34,812.53- 0.00%	0.00 0.00
Total SUPPORT SERVICES		49,710.59-	49,710.59-		49,710.59- %	
Total EDUCATION		152,107.90- 0.00	152,107.90-	0.00 0.00	152,107.90- 0.00%	0.00 0.00
Total Expenditures 902		152,107.90- 0.00	152,107.90-	0.00 0.00	152,107.90- 0.00%	0.00 0.00
Total Other Uses		0.00 0.00	0.00	0.00 0.00	0.00 0.00%	0.00 0.00
Total SCHOOL FEDERAL PROJECTS		152,107.90- 0.00	152,107.90-	0.00 0.00	152,107.90- 0.00%	0.00 0.00

Statement Of Expenditures And Encumbrances
SEPTEMBER 30, 2012

142 SCHOOL FEDERAL PROJECTS
70000 EDUCATION
71000 INSTRUCTION
71200 SPECIAL EDUCATION PROGRAM

903 IDEA PROJECT 11.21

Object	Title	Original Appr Amendments	Total Appropriation	YTD Expenditures YTD Encumbrances	Unencumb Balance Percent Used	SEPTEMBER Expen SEPTEMBER Encum
116	TEACHERS	13,791.28- 14,381.51-	28,172.79-	12,576.37 0.00	15,596.42- 44.64%	8,461.90 0.00
163	EDUCATIONAL ASSISTANTS	12,960.00- 0.00	12,960.00-	13,094.90 0.00	134.90 101.04%	7,130.00 0.00
189	OTHER SALARIES & WAGES	106.43- 0.00	106.43-	0.00 0.00	106.43- 0.00%	0.00 0.00
201	SOCIAL SECURITY	3,136.69- 0.00	3,136.69-	1,577.56 0.00	1,559.13- 50.29%	952.63 0.00
204	STATE RETIREMENT	3,000.87- 265.00-	3,265.87-	1,893.43 0.00	1,372.44- 57.98%	1,174.93 0.00
207	MEDICAL INSURANCE	1,441.91- 0.00	1,441.91-	1,149.36 0.00	292.55- 79.71%	1,149.36 0.00
210	UNEMPLOYMENT COMPENSATION	139.50- 0.00	139.50-	29.71 0.00	109.79- 21.30%	8.21 0.00
212	EMPLOYER MEDICARE	557.00- 40.00-	597.00-	368.96 0.00	228.04- 61.80%	222.80 0.00
336	MAINTENANCE AND REPAIR SERVICES-EQUI	1,000.00- 0.00	1,000.00-	1,000.00 0.00	0.00 100.00%	1,000.00 0.00
Total SPECIAL EDUCATION PROGRAM		36,133.68- 14,686.51-	50,820.19-	31,690.29 0.00	19,129.90- 62.36%	20,099.83 0.00
Total INSTRUCTION		36,133.68- 14,686.51-	50,820.19-	31,690.29	19,129.90- 62.36%	20,099.83

Statement Of Expenditures And Encumbrances
SEPTEMBER 30, 2012

142 SCHOOL FEDERAL PROJECTS
70000 EDUCATION
72000 SUPPORT SERVICES
72220 SPECIAL EDUCATION PROGRAM

903 IDEA PROJECT 11.21

Object	Title	Original Appr Amendments	Total Appropriation	YTD Expenditures YTD Encumbrances	Unencumb Balance Percent Used	SEPTEMBER Expen SEPTEMBER Encum
124	PHSYCOLOGICAL PERSONNEL	4,015.58- 202.00-	4,217.58-	4,217.58 0.00	0.00 100.00%	4,217.58 0.00
201	SOCIAL SECURITY	268.30- 0.00	268.30-	258.22 0.00	10.08- 96.24%	258.22 0.00
204	STATE RETIREMENT	363.42- 0.00	363.42-	374.52 0.00	11.10 103.05%	374.52 0.00
207	MEDICAL INSURANCE	1.60- 0.00	1.60-	562.68 0.00	561.08 5167.50%	562.68 0.00
210	UNEMPLOYMENT COMPENSATION	8.28- 0.00	8.28-	0.00 0.00	8.28- 0.00%	0.00 0.00
212	EMPLOYER MEDICARE	62.75- 0.00	62.75-	60.39 0.00	2.36- 96.24%	60.39 0.00
399	OTHER CONTRACTED SERVICES	10,000.00- 10,000.00	0.00	0.00 0.00	0.00 0.00%	0.00 0.00
499	OTHER SUPPLIES AND MATERIALS	5,201.75- 0.00	5,201.75-	3,220.22 2,039.77	58.24 101.12%	2,723.57 1,652.22
524	IN SERVICE/ STAFF DEVELOPMENT	12,698.89- 12,178.62	520.27-	520.27 0.00	0.00 100.00%	0.00 0.00
Total SPECIAL EDUCATION PROGRAM		32,620.57- 21,976.62	10,643.95-	9,213.88 2,039.77	609.70 105.73%	8,196.96 1,652.22

Statement Of Expenditures And Encumbrances
SEPTEMBER 30, 2012

142 SCHOOL FEDERAL PROJECTS
70000 EDUCATION
72000 SUPPORT SERVICES
72710 TRANSPORTATION

903 IDEA PROJECT 11.21

Object	Title	Original Appr Amendments	Total Appropriation	YTD Expenditures YTD Encumbrances	Unencumb Balance Percent Used	SEPTEMBER Expen SEPTEMBER Encum
315	CONTRACTS WITH VEHICLE OWNERS	0.00 7,290.11-	7,290.11-	0.00 0.00	7,290.11- 0.00%	0.00 0.00
Total TRANSPORTATION		0.00 7,290.11-	7,290.11-	0.00 0.00	7,290.11- 0.00%	0.00 0.00
Total SUPPORT SERVICES		32,620.57- 14,686.51	17,934.06-	9,213.88 2,039.77	6,680.41- 62.75%	8,196.96 1,652.22
Total EDUCATION		68,754.25- 0.00	68,754.25-	40,904.17 2,039.77	25,810.31- 62.46%	28,296.79 1,652.22
Total Expenditures 903		68,754.25- 0.00	68,754.25-	40,904.17 2,039.77	25,810.31- 62.46%	28,296.79 1,652.22
Total Other Uses		0.00 0.00	0.00	0.00 0.00	0.00 0.00%	0.00 0.00
Total SCHOOL FEDERAL PROJECTS		68,754.25- 0.00	68,754.25-	40,904.17 2,039.77	25,810.31- 62.46%	28,296.79 1,652.22

Statement Of Expenditures And Encumbrances
SEPTEMBER 30, 2012

142 SCHOOL FEDERAL PROJECTS
70000 EDUCATION
71000 INSTRUCTION
71200 SPECIAL EDUCATION PROGRAM

911 PRESCHOOL-PROJECT 11.01

Object	Title	Original Appr Amendments	Total Appropriation	YTD Expenditures YTD Encumbrances	Unencumb Balance Percent Used	SEPTEMBER Expen SEPTEMBER Encum
163	EDUCATIONAL ASSISTANTS	0.00 17,027.66-	17,027.66-	2,569.90 0.00	14,457.76- 15.09%	1,658.00 0.00
201	SOCIAL SECURITY	0.00 1,055.72-	1,055.72-	159.33 0.00	896.39- 15.09%	102.79 0.00
204	STATE RETIREMENT	0.00 999.52-	999.52-	152.59 0.00	846.93- 15.27%	98.48 0.00
210	UNEMPLOYMENT COMPENSATION	0.00 72.00-	72.00-	0.00 0.00	72.00- 0.00%	0.00 0.00
212	EMPLOYER MEDICARE	0.00 246.90-	246.90-	37.26 0.00	209.64- 15.09%	24.04 0.00
Total SPECIAL EDUCATION PROGRAM		0.00 19,401.80-	19,401.80-	2,919.08 0.00	16,482.72- 15.05%	1,883.31 0.00
Total INSTRUCTION		19,401.80-	19,401.80-	2,919.08	16,482.72- 15.05%	1,883.31

A Motion was made by **R. L. Jones** and **Second** by **Jonathan Goforth** to approve the 141 – General Purpose and 142 – School Federal Projects Quarterly Reports for Quarter ending September 30, 2012 as presented.

County Chairman, Micheal Williams called for a **Roll Call Vote**. **Commissioners Voting For:** J. M. Bailey, Jeff Brantley, Sheila Buckner, Bill Cox, Gary England, Dawn Flatford, Jonathan Goforth, Janet Holloway, Brenda Jessee, R. L. Jones, Wayne Roach, Mike Sexton, and Chris Upton. **Commissioners Voting Against:** None. **Commissioners Passing:** None. **Commissioners Abstaining:** Joyce Meltabarger. **Motion Carried.**

9. County Planner, G. W. Rutherford recommended Greg Corum to replace Stanley Patterson on the Planning Commission.

A **Motion** was made by **Janet Holloway** and **Second** by **Joyce Meltabarger** to approve the recommendation as presented.

County Chairman, Micheal Williams called for an **Aye Vote**. **Motion Carried**.

10. Union County High School Health Science Teacher, Debbie Sharp was present and provided information on a \$90,000.00 grant for the health science program and the ambulance simulator. A **Motion** was made by **R. L. Jones** and **Second** by **Mike Sexton** to approve this matter.

County Chairman, Micheal Williams called for an **Aye Vote**. **Motion Carried**.

11. A **Motion** was made by **Jeff Brantley** and **Second** by **J. M. Bailey** to approve the disbursement request for funding by the Union County Chamber of Commerce for 2013-2014 Marketing Brochures and Media in the amount of \$5123.00.

County Chairman, Micheal Williams called for a **Roll Call Vote**. **Commissioners Voting For:** J. M. Bailey, Jeff Brantley, Sheila Buckner, Bill Cox, Gary England, Dawn Flatford, Jonathan Goforth, Janet Holloway, R. L. Jones, Joyce Meltabarger, Wayne Roach, Mike Sexton, and Chris Upton. **Commissioners Voting Against:** None. **Commissioners Passing:** None. Commissioner Brenda Jessee was not present for this vote. **Motion Carried**.

12. No action was taken on this matter.

13. No action was taken on this matter.

14. Old Business

a) John Kemp, Earth Right was present and presented addition information concerning the Solar Project. There was a brief discussion concerning the project. A **Motion** was made by **Jeff Brantley** and **Second** by **J. M. Bailey** to table discussions concerning the solar project.

County Chairman, Micheal Williams called for a **Roll Call Vote**. **Commissioners Voting For:** J. M. Bailey, Jeff Brantley, Sheila Buckner, Bill Cox, Dawn Flatford, Janet Holloway, R. L. Jones, Wayne Roach, Mike Sexton, and Chris Upton. **Commissioners Voting Against:** Gary England, Jonathan Goforth, and Joyce Meltabarger. **Commissioners Passing:** None. Commissioner Brenda Jessee was not present for this vote. **Motion Carried**.

15. New Business – none presented.

16. A **Motion** was made by **Chris Upton** and **Second** by **Wayne Roach** to **Adjourn**.

County Chairman, Micheal Williams called for an **Aye Vote**. **Motion Carried**.
Union County Commission's Regular Meeting **Adjourned at 9:35 P.M.**