

The Union County Commission met in Regular Called Meeting at 7:00 P.M. on Monday, January 12, 2009 at the Union County Courthouse. The Honorable Gary England, County Chairman, Presiding. Pamela G. Ailor, Union County Clerk and the following Commissioners to Wit: Elmer Bailey, Lynn Beeler, Stanley Boles, Wayne Cole, Wayne Collins, Charlie Cox, Gary England, Kenny Hill, Janet Holloway, Brenda Jessee, Joyce Meltabarger, Mike Sexton, J. T. Washam and Doyle Welch. Commissioners absent: Greg Davis, Dean Hill and R. L. Jones..

A quorum being present, County Commission was duly opened at 7:00 P.M. by Sheriff Earl Loy, Jr.

The Agenda for January 12, 2009 is as follows:

1. Roll Call
2. Approve Minutes of December 8, 2008 Regular Meeting
3. Approve Notaries
4. Report From the Budget and Finance Committee and Approve Budget Amendments/Transfers– Commissioner Beeler
5. **Resolution No 01 01-12-09** - Commissioner Sexton
6. Committee Reports and Correspondence
 - A. County Mayor's Report – Quarter Ending December 31, 2008
 - B. Highway Department Report – Quarter Ending December 31, 2008
 - C. Revenue Committee Report – Quarter Ending September 30, 2008 and December 31, 2008
 - D. School Budget Report – Quarter Ending December 31, 2008
7. Old Business
 - A. Update On Union County School Building Project – Wayne Goforth

New Business

 - A. **Resolution No 02 01-12-09**
8. Adjourn

2. A **Motion** was made by **Elmer Bailey** and **Second** by **Charlie Cox** to **Approve** the Minutes of December 8, 2008 Regular Meeting.

County Chairman, Gary England called for an **Aye Vote. Motion Carried.**

3. A **Motion** was made by **Charlie Cox** and **Second** by **Joyce Meltabarger** to **Approve** the following Notaries: Rebecca Carol Ailor, Sharon Hodges, Glenda Brock and Connie Bethune.

County Chairman, Gary England called for an **Aye Vote. Motion Carried.**

4. There were no Budget Amendments or Transfers presented for Approval.

The following School Budget Transfers were presented for Approval:

UNION COUNTY COMMISSION
Budget Transfers
January 12, 2009
142- Federal Projects
Sub Fund 911
Pre-School

Increase Expenditures

142-71200-322-911	Evaluation and Testing	\$ 376.00
	Total Increase 142-71200-911	\$ 376.00
	TOTAL INCREASE SUBFUND 911	\$ 376.00
	INCREASE REVENUE 142-47145-911	\$ 376.00

This amendment is requested to budget additional Pre-School funds from Tennessee Department of Education.

Budget Transfers
142- Federal Projects
Sub Fund 912
Pre-School

Decrease Expenditures

142-71200-163-912	Educational Assistants	\$ 284.08
142-71200-198-912	Non-Certified Subs	\$ 2,100.00
142-71200-201-912	Social Security	\$ 18.35
142-71200-204-912	State Retirement	\$ 26.18
142-71200-210-912	Unemployment Compensation	\$ 17.97
142-71200-212-912	Employer Medicare	\$ 4.62
142-71200-499-912	Other Supplies and Materials	\$ 1,461.46
	Total Decrease 142-71200-912	\$ 3,912.66

Decrease Expenditures

142-72220-355-912	Travel	\$ 1,000.00
142-72220-524-912	In-Service Staff Development	\$ 1,752.00
	Total Decrease 142-71200-912	\$ 2,752.00

DECREASE REVENUE 142-47145-912 (Pre-School) \$ 6,664.66

This transfer is requested to carryover funds from the 08.01 Pre-School project to the 08.21 Pre-School project as mandated by the Individuals with Disabilities Education Act.

Budget Transfers
142- Federal Projects
Sub Fund 914
Pre-School

Increase Expenditures

142-71200-163-914	Educational Assistants	\$ 3,904.00
142-71200-171-914	Speech Pathologist	\$ 1,797.00
142-71200-201-914	Social Security	\$ 355.00
142-71200-204-914	State Retirement	\$ 289.00
142-71200-212-914	Employer Medicare	\$ 84.00
	Total Increase 142-71200-914	\$ 6,429.00

Increase Expenditures

142-72220-499-914	Other Supplies and Materials	\$ 235.66
	Total Increase 142-72220-914	\$ 235.66

TOTAL INCREASE SUBFUND 914 \$ 6,664.66

INCREASE REVENUE 142-47145-914 (Pre-School) \$ 6,664.66

This transfer is requested to carryover funds from the 08.01 Pre-School project to the 06.21 Pre-School project as mandated by the Individuals with Disabilities Education Act.

Budget Transfers 142- Federal Projects Sub FUND 902 IDEA		
Increase Expenditures		
142-71200-204-902	State Retirement	\$ 4.52
142-71200-210-902	Unemployment Compensation	\$ 1.62
	Total Increase 142-71200-902	\$ 6.14
Decrease Expenditures		
142-71200-116-902	Teacher Salaries	\$ 13,232.63
142-71200-189-902	Other Salaries and Wages	\$ 4,859.14
142-71200-201-902	Social Security	\$ 1,480.14
142-71200-207-902	Medical Insurance	\$ 2,981.50
142-71200-212-902	Employer Medicare	\$ 389.89
142-71200-336-902	Maintenance and Repair	\$ 2,297.01
142-71200-399-902	Contracted Services	\$ 4,915.00
142-71200-429-902	Instructional Supplies and Materials	\$ 8,304.67
142-71200-499-902	Other Supplies and Materials	\$ 39,735.84
	Total Decrease 142-71200-902	\$ 78,195.82
Decrease Expenditures		
142-72220-355-902	Travel	\$ 21,146.50
142-72220-524-902	In-Service/Staff Development	\$ 198.33
	Total Decrease 142-72220-902	\$ 21,344.83
Decrease Expenditures		
142-72710-189-902	Other Salaries and Wages	\$ 10,000.00
142-72710-201-902	Social Security	\$ 170.00
142-72710-204-902	State Retirement	\$ 259.00
142-72710-210-902	Unemployment Compensation	\$ 56.00
142-72710-212-902	Employer Medicare	\$ 145.00
142-72710-313-902	Contracts with Parents	\$ 3,659.47
142-72710-315-902	Contracts with Vehicle Owners	\$ 0.11
	Total Decrease 142-72710-902	\$ 14,289.58
	TOTAL DECREASE SUBFUND 902	\$ 113,824.09
	DECREASE REVENUE 142-47173-902 IDEA	\$ 113,824.09

This transfer is requested to carryover funds from the 08.01 IDEA project to the 08.21 IDEA project as mandated by the Individuals with Disabilities Education Act.

Budget Transfers 142- Federal Projects Sub FUND 904 IDEA		
Increase Expenditures		
142-71200-116-904	Teacher Salaries	\$ 54,110.00
142-71200-163-904	Educational Assistants	\$ 8,350.00
142-71200-201-904	Social Security	\$ 3,900.00
142-71200-204-904	State Retirement	\$ 3,875.00
142-71200-212-904	Employer Medicare	\$ 925.00
142-71200-429-904	Instructional Supplies and Materials	\$ 8,000.00
142-71200-499-904	Other Supplies and Materials	\$ 1,000.00
	Total Increase 142-71200-904	\$ 80,160.00
Increase Expenditures		
142-72220-171-904	Speech Personnel	\$ 2,700.00
142-72220-189-904	Other Salaries and Wages	\$ 15,300.00
142-72220-201-904	Social Security	\$ 1,117.40
142-72220-204-904	State Retirement	\$ 873.34
142-72220-212-904	Employer Medicare	\$ 289.15
142-72220-355-904	Travel	\$ 1,000.00
142-72220-499-904	Other Supplies and Materials	\$ 2,500.00
142-72220-524-904	In-Service/Staff Development	\$ 5,000.00
	Total Increase 142-72220-904	\$ 28,729.89
Increase Expenditures		
142-72710-315-904	Contracts with Vehicle Owners	\$ 4,384.20
142-72710-412-904	Diesel Fuel	\$ 500.00
	Total Increase 142-72710-904	\$ 4,884.20
	TOTAL INCREASE SUBFUND 904	\$ 113,824.09
	INCREASE REVENUE 142-47143-904 (IDEA)	\$ 113,824.09

This transfer is requested to carryover funds from the 08.01 IDEA project to the 08.21 IDEA project as mandated by the Individuals with Disabilities Education Act.

A Motion was made by **Charlie Cox** and **Second** by **Wayne Cole** to **Approve** the School Budget Transfers as presented.

County Chairman, Gary England called for an **Aye Vote. Motion Carried.**

5. **Resolution No 01 01-12-09** Authorizing Application for the 2009 Federally Funded Home Grant in the Amount of \$750,000.00 for Housing Rehabilitation of Low Income Households, was presented for **Approval:**

BEFORE THE COUNTY LEGISLATIVE BODY FOR UNION COUNTY, TENNESSEE

RESOLUTION

AUTHORIZING APPLICATION FOR THE 2009 FEDERALLY FUNDED HOME GRANT IN THE AMOUNT OF \$750,000.00 FOR HOUSING REHABILITATION OF LOW INCOME HOUSEHOLDS

RESOLUTION NO. 01 01-12-09

WHEREAS, Union County, Tennessee, recognizes the need for housing rehabilitation for low income residents residing within the County, and

WHEREAS, the County desires to provide housing rehabilitation services to these residents; and

WHEREAS, this County Legislative Body understands that the U.S. Department of Housing and Urban Development allows for assistance through the HOME program, administered by the Tennessee Housing Development Agency (THDA), to provide housing rehabilitation for low-income persons, and

NOW, THEREFORE, BE IT RESOLVED, that this county legislative body for Union County does hereby authorize the County Mayor to file an application for 2009 HOME funds with THDA not to exceed \$750,000.00, and further authorizes the County Mayor to execute any other documents necessary to secure this grant.

BE IT, FURTHER, RESOLVED, that upon receipt of this grant the County Mayor is authorized to administer the grant and all funds received thereunder.

This resolution shall take effect from and after its passage, the public welfare requiring it.

ADOPTED AND APPROVED IN OPEN MEETING, AT MAYNARDVILLE, TENNESSEE, this 12th day of January, 2009.


Passed:

Those voting in the affirmative:

Elmer Bailey, Lynn Beeler, Stanley Boles, Wayne Cole, Wayne Collins, Charlie Cox, Gary England, Kenny Hill, Janet Holloway, Brenda Jessee, Joyce Meltabarger, Mike Sexton, J. T. Washam and Doyle Welch.

Those voting no: None.

Those passing: None.



Gary England
Chairman
Kathy Fay
County Mayor

A Motion was made by **Charlie Cox** and **Second** by **Stanley Boles** to **Approve** **Resolution No 01 01-12-09** as presented.

County Chairman, Gary England called for a **Roll Call Vote.** Commissioners Voting For: Elmer Bailey, Lynn Beeler, Stanley Boles, Wayne Cole, Wayne Collins, Charlie Cox, Gary England, Kenny Hill, Janet Holloway, Brenda Jessee, Joyce Meltabarger, Mike Sexton, J. T. Washam and Doyle Welch. **Motion Carried.**

6. Committee Reports and Correspondence

A. County Mayor's Report – Quarter Ending December 31, 2008 was presented for **Approval.**

COUNTY GENERAL								
TRUSTEE CASH 1ST QUARTER	WARRANT OUTSTANDING	FUND CASH 1ST QUARTER	DEBIT TRANS	CR TRANS	FUND CASH	OUTSTANDING	TRUSTEE CASH	
1,481,400.90	285,822.83	1,176,578.07	1,578,164.04	1,138,513.68	1,615,228.43	184,216.54	1,799,444.97	
DEBT SERV FUND 151								
TRUSTEE CASH 1ST QUARTER	WARRANT OUTSTANDING	FUND CASH 1ST QUARTER	DEBIT TRANS	CR TRANS	FUND CASH	OUTSTANDING	TRUSTEE CASH	
1,455,503.17	3,872.55	1,452,365.62	320,534.67	157,863.22	1,615,337.07		1,615,337.07	
DRUG FUND								
TRUSTEE CASH 1ST QUARTER	WARRANT OUTSTANDING	FUND CASH 1ST QUARTER	DEBIT TRANS	CR TRANS	FUND CASH	OUTSTANDING	TRUSTEE CASH	
62,704.09	778.62	61,924.57	3,630.33	1,188.84	64,386.06	685.62	64,961.66	
IND PARK								
TRUSTEE CASH 1ST QUARTER	WARRANT OUTSTANDING	FUND CASH 1ST QUARTER	DEBIT TRANS	CR TRANS	FUND CASH	OUTSTANDING	TRUSTEE CASH	
161,183.59		161,183.59			6,000.59		6,000.59	
CAPITAL PROJECTS								
TRUSTEE CASH 1ST QUARTER	WARRANT OUTSTANDING	FUND CASH 1ST QUARTER	DEBIT TRANS	CR TRANS	FUND CASH	OUTSTANDING	TRUSTEE CASH	
24,156.93		24,156.93	0	8,403.40	15,753.53		15,753.53	

A **Motion** was made by **Charlie Cox** and **Second** by **Janet Holloway** to **Approve** the County Mayor's Report – Quarter Ending December 31, 2008 as presented.

County Chairman, Gary England called for an **Aye Vote. Motion Carried.**

B. Highway Department Report – Quarter Ending December 31, 2008 was presented for **Approval.**

COUNTY OF UNION TENNESSEE											
OFFICE OF COUNTY HIGHWAY DEPT											
QUARTERLY STATEMENT OF FUND ACCOUNTS											
For the Quarter Ending December 31, 2008											
Fund Account	Trustee Cash at End of Quarter	Warrants Outstanding at End of Quarter	Fund Cash at End of Quarter	AAA Receipts Per Quarter	Warrants Issued Per Quarter	Trustee's Clm. Per Receipts	Debit Transfer	Debit Transfer	Fund Cash at End of Quarter	Outstanding Warrants at End of Quarter	Trustee Cash at End of Quarter
Highway Fund	\$141,634.63	\$18,364.12	\$235,278.90	\$671,198.44	\$770,094.10	25,574.14			\$108,346.10	\$67,259.35	\$176,614.45
TOTAL	\$141,634.63	\$18,364.12	\$235,278.90	\$671,198.44	\$770,094.10	25,574.14	00.00	00.00	\$108,346.10	\$67,259.35	\$176,614.45
Fund Account	List Outstanding Warrant Numbers										Amount
#43646 - 43687											67,181.25
#43689											138.10
TOTAL OF OUTSTANDING WARRANTS ON											December 31, 2008
											\$67,319.35

Union County Hwy. Dept.
Accounts Payable December 31, 2008

Cabbage Auto Parts	X.E. Parts	360.10
B & F Hot mix Asphalt	Hot mix Asphalt	343.00
Ritchie Tractor Co.	X.E. Parts	731.60
C.A. Tarbett, Inc.	Gas, oil, Diesel, Kerosene	4,893.31
Affordable Ace Hardware	Road Supplies, Shop, X.E. Parts	54.79
City Auto Parts	X.E. Parts + Shop Supplies	335.00
Pauler Equipment Co.	X.E. Parts	367.90
Stouwers Machinery	X.E. Parts	19.78
Airgas mid America	Shop Supplies	408.46
TOTAL		\$ 7,212.44

A Motion was made by **Kenny Hill** and **Second** by **Charlie Cox** to **Approve** the Highway Department Report - Quarter Ending December 31, 2008 as presented.

County Chairman, Gary England called for an **Aye Vote**. **Motion Carried**.

The following Tennessee County Road Report Infrastructure Cost/Value Estimation By Road For Reporting Year 2008 was presented for **Approval**.

TENNESSEE COUNTY ROAD REPORT INFRASTRUCTURE COST/VALUE ESTIMATION BY ROAD FOR REPORTING YEAR 2008

ROAD	CLASS	YEAR	LENGTH	LAND VALUE	ROAD VALUE
A					
ALBRIGHT ROAD	3	1980	1.30	0	\$214,000.00
ANCHOR PLACE	2	2006	0.10	0	\$20,000.00
ANDERSONVILLE BOAT DOCK ROAD	2	1980	0.30	0	\$80,000.00
ANGELA DRIVE	2	1980	0.10	0	\$20,000.00
ARCHER ROAD	2	1980	3.3	0	\$660,000.00
ASHLEY BROOK LANE	2	2001	0.10	0	\$20,000.00
AUTUMN'S TRAIL	2	1980	0.10	0	\$20,000.00
AUTUMN'S WAY	3	1980	0.60	0	\$108,000.00
B					
BACK ROAD	3	1980	0.50	0	\$90,000.00
BAILEY DRIVE	3	1980	0.40	0	\$72,000.00
BAILEY LANE	3	1980	0.60	0	\$108,000.00
BAKER CIRCLE	2	1980	0.70	0	\$140,000.00
BALL POINT ROAD	4	1980	0.90	0	\$35,000.00
BEARD VALLEY ROAD	1	1980	4.00	0	\$1,000,000.00
BEECH DRIVE	2	1980	0.10	0	\$20,000.00
BEELEER GAP ROAD	3	1980	0.90	0	\$162,000.00
BEELEER HOLLOW ROAD	3	1980	1.20	0	\$216,000.00
BEELEER LANE	2	1980	0.30	0	\$60,000.00
BEELEER ROAD	2	1980	0.80	0	\$160,000.00
BEGLEY POOR ROAD	2	1980	0.40	0	\$80,000.00
BERRY ROAD	3	1980	0.30	0	\$64,000.00
BIG RIDGE PARK ROAD	2	1980	2.90	0	\$580,000.00
BIG SINKS ROAD	2	1980	4.20	0	\$840,000.00
BIG VALLEY	2	2006	2.40	0	\$600,000.00
BIG VALLEY ROAD	1	2006	2.40	0	\$600,000.00
BLACK FOX HOLLOW ROAD	2	1980	0.70	0	\$140,000.00
BLACK FOX ROAD	1	1980	2.70	0	\$675,000.00
BLUE RIDGE ROAD	3	1980	2.00	0	\$360,000.00
BLUE SPRINGS ROAD	3	1980	1.00	0	\$180,000.00
BOB WRIGHT ROAD	3	1980	1.50	0	\$270,000.00
BOOKER LANE	2	1980	0.20	0	\$36,000.00
BOOKER ROAD	2	1980	0.60	0	\$180,000.00
BOWER HOLLOW ROAD	2	1980	1.20	0	\$240,000.00
BRADEN CHAPEL ROAD	3	1980	2.40	0	\$432,000.00
BRADEN ROAD	3	1980	1.80	0	\$288,000.00
BRANTLEY ROAD	2	1980	1.00	0	\$200,000.00
BREWER HOLLOW ROAD	3	1980	2.60	0	\$488,000.00
BRITTANY LANE	2	2006	0.35	0	\$280,000.00
BROCK ROAD	1	1980	1.40	0	\$360,000.00
BROGAN CEMETARY ROAD	3	1980	1.70	0	\$306,000.00
BROOKS ROAD	2	1980	0.20	0	\$40,000.00
BUCKNER ROAD	3	1980	1.30	0	\$234,000.00
BYRAMS FORK ROAD	1	1980	1.20	0	\$300,000.00
BULL RUN ROAD	3	1980	2.70	0	\$675,000.00
BURKETT ROACH LANE	2	1980	0.70	0	\$140,000.00
BURKHART ROAD	3	1980	0.60	0	\$108,000.00
BUTCHER HOLLOW ROAD	1	1980	1.30	0	\$325,000.00
BUTCHER LANE	1	1980	0.40	0	\$100,000.00
BUTLER LANE	3	1980	0.10	0	\$27,000.00
C					
C-BIRD LANE	2	1999	0.20	0	\$30,000.00
GAIN SEED HOLLOW ROAD	3	1980	0.60	0	\$90,000.00
CAMPBELL LANE	3	1980	0.20	0	\$36,000.00

CAPE RUSSELL ROAD	2	1980	0.50	0	\$100,000.00
CAPTAIN'S COVE	2	2006	0.45	0	\$90,000.00
CEDAR HILL ROAD	3	1994	0.20	0	\$36,000.00
CENTRAL VIEW ROAD	1	1980	1.50	0	\$375,000.00
CHESTNUT GROVE ROAD	2	1980	1.60	0	\$288,000.00
CHESTNUT RIDGE ROAD	3	1980	1.50	0	\$375,000.00
CIRCLE DRIVE	2	1980	2.00	0	\$400,000.00
CLAUDES NEST	2	2006	0.06	0	\$10,000.00
CLAYTON HOMES ROAD	2	1980	0.30	0	\$60,000.00
CLAYTON BRANCH DRIVE	3	1980	0.10	0	\$20,000.00
CLINCH MOUNTAIN ROAD	2	1980	1.60	0	\$320,000.00
CLUB HOUSE DRIVE	3	1980	1.10	0	\$198,000.00
CODY LANE	2	1980	0.10	0	\$18,000.00
COLE HOLLOW ROAD	3	1980	0.40	0	\$72,000.00
COLE LANE	3	1980	0.30	0	\$54,000.00
COMB RIDGE ROAD	2	1980	0.40	0	\$80,000.00
COOPER LANE	2	1980	0.60	0	\$120,000.00
COOPER ROAD	2	1980	0.80	0	\$160,000.00
CORRYTON-LUTTRELL ROAD	1	1980	0.80	0	\$725,000.00
COX LANE	3	1980	2.90	0	\$18,000.00
COX ROAD	2	1980	0.10	0	\$240,000.00
CRABTREE ROAD	2	1980	0.20	0	\$40,000.00
CROSSCREEK LANE	2	1988	0.10	0	\$20,000.00
COOL BRANCH ROAD	3	1980	1.20	0	\$216,000.00
CROWN HILL	2	2008	0.20	0	\$40,000.00
D					
DAMWOOD HOLLOW ROAD	2	1980	3.00	0	\$600,000.00
DAN SHUMATE ROAD	3	1980	1.10	0	\$216,000.00
DARK HOLLOW NORTH	2	1980	1.70	0	\$340,000.00
DARK HOLLOW SOUTH	2	1980	2.00	0	\$400,000.00
DAVID DRIVE NORTH	2	1980	0.40	0	\$80,000.00
DAVIS ROAD	2	1980	0.50	0	\$100,000.00
DEER RUN ROAD	4	1980	0.30	0	\$46,000.00
DEVIL'S BACKBONE	3	1980	2.70	0	\$488,000.00
DOCK ROAD	2	1980	0.20	0	\$40,000.00
DOGWOOD DRIVE	2	1980	0.30	0	\$60,000.00
DOGWOOD LANE	2	1980	0.90	0	\$180,000.00
DOGWOOD ROAD	3	1980	0.50	0	\$90,000.00
DONAHUE ROAD	1	1980	1.50	0	\$375,000.00
DOROTHY DRIVE	2	1980	0.10	0	\$20,000.00
DOTSON CREEK ROAD	2	1980	2.00	0	\$400,000.00
DOVE COURT	2	2008	0.10	0	\$20,000.00
DRY HOLLOW ROAD	3	1980	1.00	0	\$180,000.00
DUKE LANE	3	1980	0.50	0	\$90,000.00
DUKE ROAD	3	1980	0.40	0	\$72,000.00
DYKE ROAD	3	1980	1.30	0	\$234,000.00
E					
EAGLE COURT	2	2008	0.15	0	\$30,000.00
EDITH LANE	2	2006	0.15	0	\$42,000.00
EDMONSON LANE	3	1980	0.20	0	\$36,000.00
EDWARD HOLLOW ROAD	3	1980	0.80	0	\$180,000.00
ELLISON LANE	2	1980	3.40	0	\$812,000.00
ELVIN HILL ROAD	2	1980	0.40	0	\$120,000.00
ENGLAND ROAD	2	1980	1.20	0	\$300,000.00
EVA ROAD	2	1980	0.20	0	\$36,000.00
EDWARDS ROAD	2	1980	0.40	0	\$72,000.00
F					
FALL CREEK LANE	3	1980	0.80	0	\$108,000.00
FALL CREEK ROAD	3	1980	1.40	0	\$252,000.00
FALL CREEK ROAD (ACCESS)	3	1980	0.30	0	\$54,000.00
FERN DRIVE	3	1980	1.50	0	\$27,000.00
FIREBIRD LANE	2	1980	0.20	0	\$40,000.00
FISHERS LOOP	2	2008	0.05	0	\$110,000.00
FOX HOLLOW LANE	3	1980	0.20	0	\$36,000.00
FOX HUNTER ROAD	3	1980	4.30	0	\$774,000.00
G					
GARFIELD LANE (ONE WAY)	2	2006	0.35	0	\$65,000.00
GARFIELD LANE (TWO WAY)	2	2006	1.00	0	\$190,000.00
GILBERT LANE	3	1980	0.30	0	\$54,000.00
GOOSE LANE	2	1989	0.80	0	\$31,000.00
GRACE RIDGE ROAD	2	1989	0.10	0	\$20,000.00
GRAND VIEW DRIVE	2	1988	0.60	0	\$108,000.00
GRAVES HOLLOW ROAD	3	1980	1.20	0	\$216,000.00
GRAVES ROAD	2	1980	1.00	0	\$200,000.00
GRAY ROAD	3	1980	0.90	0	\$162,000.00
GRANDPA'S RIDGE ROAD	3	1980	0.40	0	\$120,000.00
GREEN ACRES ROAD	2	1980	0.30	0	\$60,000.00
GREENLAND ROAD	3	1980	0.10	0	\$18,000.00
GRISSOM ROAD	3	1980	0.40	0	\$72,000.00
GRIZZELL RIDGE ROAD	3	1980	2.20	0	\$396,000.00
GUYTON DRIVE	3	1980	0.30	0	\$54,000.00
H					
HANKINS HOLLOW ROAD	3	1980	1.00	0	\$180,000.00
HANBARD ROAD	2	1980	1.60	0	\$32,000.00
HAPPY HOLLOW ROAD	3	1980	1.20	0	\$216,000.00
HARLESS ROAD	2	1980	0.50	0	\$100,000.00
HARMON DRIVE	2	1980	0.20	0	\$40,000.00
HARNESS ROAD	2	1980	0.20	0	\$40,000.00
HERRKELL ROAD	2	1980	0.50	0	\$100,000.00
HELMS FERRY ROAD	2	1987	0.30	0	\$90,000.00
HENSLEY HOLLOW ROAD	2	1980	1.10	0	\$220,000.00
HICKORY DRIVE	3	1980	0.20	0	\$36,000.00
HICKORY POINT	2	1980	2.60	0	\$560,000.00
HICKORY STAR ROAD	2	1980	1.80	0	\$360,000.00
HIGHLAND TRACE ROAD	2	2001	1.00	0	\$200,000.00
HIGH RIDGE CT. NORTH	2	1980	0.20	0	\$40,000.00
HIGH RIDGE CT. SOUTH	2	1980	0.10	0	\$20,000.00
HIGHLAND VIEW STREET	3	1980	0.10	0	\$18,000.00
HILL ACRE ROAD	2	1980	0.10	0	\$20,000.00
HILL TOP LANE	2	1980	0.30	0	\$60,000.00
HILLCREST DRIVE	2	1980	0.10	0	\$20,000.00
HINDS CREEK ROAD	2	1980	6.30	0	\$1,260,000.00
HOGSKIN VALLEY ROAD	2	1980	2.70	0	\$540,000.00
HOLLOWAY ROAD	3	1980	0.90	0	\$162,000.00
HUBBS GROVE ROAD	2	1980	3.00	0	\$600,000.00
HUNTINGTON CREEK ROAD	3	1980	0.40	0	\$72,000.00
HURRICANE HOLLOW ROAD	3	1980	1.90	0	\$342,000.00
HUTCHISON LOOP	3	1980	0.20	0	\$36,000.00
HUTCHISON ROAD	3	1980	0.80	0	\$144,000.00
HUBBS ROAD	3	1980	0.30	0	\$54,000.00
I					
ISLAND DRIVE	2	1980	0.20	0	\$40,000.00
J					
J. B. LANE	3	1980	0.10	0	\$18,000.00
J. WILL TAYLOR ROAD	3	1980	0.90	0	\$162,000.00
JACKIE HOLLOW ROAD	3	1980	0.20	0	\$36,000.00
JACKSON ROAD	3	1980	0.30	0	\$54,000.00
JAMIE STREET	2	1980	0.20	0	\$40,000.00
JANE DYER ROAD	2	1980	0.80	0	\$120,000.00
JERRY HOLLOW ROAD	2	1980	0.90	0	\$180,000.00
JESS PERRY ROAD	3	1980	0.50	0	\$90,000.00
JESSEE ROAD	3	1980	0.50	0	\$90,000.00
JFG ROAD	3	1980	0.70	0	\$126,000.00
JIM TOWN ROAD (EAST)	3	1980	0.40	0	\$72,000.00
JOE COOPER LANE	2	1980	0.30	0	\$60,000.00
JOE DAVIS ROAD	3	1980	0.50	0	\$90,000.00
JOGGING STREET	2	1980	0.40	0	\$80,000.00
JOHN DEERE DRIVE	2	1980	0.80	0	\$120,000.00
JOHNSON FARM ROAD	2	1980	0.50	0	\$100,000.00
JOHNSON HOLLOW ROAD	2	1980	1.20	0	\$240,000.00

JUDSON ROAD	2	1980	0.20	0	\$40,000.00
JULIAN DRIVE	2	1980	0.50	0	\$100,000.00
JUSTIN LANE	2	1999	0.20	0	\$40,000.00
K					
KANOTT LANE	3	1980	0.40	0	\$72,000.00
KAREN LANE	2	1980	0.20	0	\$40,000.00
K. D. LANE	3	1980	0.20	0	\$36,000.00
KECK ROAD	3	1980	1.00	0	\$180,000.00
KENNY LANE	3	1997	0.20	0	\$36,000.00
KEITH DRIVE	2	1980	0.80	0	\$160,000.00
KETTLE HOLLOW ROAD	2	1980	2.80	0	\$520,000.00
KEYSTOWN ROAD	2	1980	1.60	0	\$320,000.00
KITE PASS	2	2006	0.05	0	\$10,000.00
KITTS ROAD	2	1980	1.20	0	\$240,000.00
L					
LAKESHORE DRIVE	2	1980	0.70	0	\$140,000.00
LAKESHORE DRIVE (S.C)	3	1980	0.30	0	\$54,000.00
LAKEVIEW CIRCLE	2	1980	0.60	0	\$90,000.00
LAKEVIEW DRIVE	2	1980	4.50	0	\$800,000.00
LAKEVIEW ROAD	3	1980	1.30	0	\$234,000.00
LAMBDIN ROAD	3	1980	0.60	0	\$108,000.00
LAMBDIN LANE	3	1980	0.70	0	\$126,000.00
LAMBDIN RIDGE ROAD	3	1980	1.10	0	\$198,000.00
LARAYNE HOLLOW ROAD	2	2006	0.85	0	\$174,000.00
LAWRENCE TRAIL	2	2006	0.15	0	\$30,000.00
LAWS ROAD	3	1980	1.40	0	\$252,000.00
LAY HOLLOW ROAD	3	1980	2.40	0	\$432,000.00
LAY ACRES	3	1980	0.30	0	\$54,000.00
LAY VIEW LANE	3	1980	0.15	0	\$27,000.00
LEADMINE BEND ROAD	2	1980	9.8	0	\$1,960,000.00
LEILAS WAY	2	2006	0.25	0	\$50,000.00
LETT CEMETARY ROAD	3	1980	0.20	0	\$36,000.00
LEWIS GREENE HOLLOW RD.	3	1980	0.50	0	\$90,000.00
LINDA LANE	2	2001	0.10	0	\$20,000.00
LITTLE TATER VALLEY ROAD	2	1980	2.00	0	\$40,000.00
LITTLE VALLEY ROAD	2	1980	7.10	0	\$1,420,000.00
LOOP ROAD	2	1980	2.80	0	\$560,000.00
LOVEDAY LANE	3	1980	0.10	0	\$18,000.00
LOYSTON POINT ROAD	2	1980	1.00	0	\$20,000.00
LOYSTON ROAD	2	1980	2.20	0	\$440,000.00
LICKSKILLET	2	1980	0.50	0	\$100,000.00
LYNN DRIVE	2	1980	0.20	0	\$40,000.00
M					
MACEDONIA CHURCH ROAD	2	1980	1.60	0	\$320,000.00
MALONE GAP ROAD	2	1980	0.85	0	\$169,000.00
MAPLES CIRCLE	3	1980	0.50	0	\$90,000.00
MARCH ROAD	3	1980	0.20	0	\$36,000.00
MARTIN ROAD	2	1980	0.15	0	\$30,000.00
MCAFFEE LANE	2	1980	0.10	0	\$20,000.00
MCCOY ROAD	3	1980	0.10	0	\$18,000.00
MCCNERLING LANE	3	1980	0.20	0	\$36,000.00
MEADOW VIEW DRIVE	2	1980	1.20	0	\$240,000.00
MELAINE LANE	2	2001	0.10	0	\$20,000.00
MELL FALL HOLLOW ROAD	3	1980	1.00	0	\$180,000.00
MICHELLE LANE	3	1980	0.40	0	\$72,000.00
MIDFIELD DRIVE	2	1980	0.10	0	\$20,000.00
MILL CREEK COURT	3	1980	0.10	0	\$18,000.00
MILL CREEK RUN	3	1980	0.50	0	\$90,000.00
MILL POND HOLLOW ROAD	3	1980	0.60	0	\$108,000.00
MONROE HOLLOW ROAD	2	1980	1.10	0	\$220,000.00
MONROE LANE	3	1980	0.20	0	\$36,000.00
MOORE'S GAP ROAD	2	1980	1.10	0	\$220,000.00
MT. OLIVE ROAD	3	1980	0.20	0	\$36,000.00
MOUNTAIN VIEW ROAD	2	1999	0.2	0	\$36,000.00
MYNATT LANE	3	1980	0.20	0	\$36,000.00
N					
NAVE HILL ROAD	3	1980	0.70	0	\$126,000.00
NICELY LANE	3	1980	0.30	0	\$54,000.00
NIKKI STREET	2	2006	0.15	0	\$30,000.00
NOAH DRIVE	2	1980	0.30	0	\$60,000.00
NORRIS SHORES DRIVE	2	1980	3.10	0	\$620,000.00
NORRIS SHORES LANE	2	1980	0.10	0	\$20,000.00
NORTH RIDGE VIEW ROAD	3	1980	0.60	0	\$120,000.00
NORTH SHORES DRIVE	3	1980	0.40	0	\$72,000.00
NORTON ROAD	3	1980	0.85	0	\$117,000.00
O					
OAK GROVE LANE	2	1980	1.20	0	\$218,000.00
OAK GROVE ROAD	2	1980	1.50	0	\$300,000.00
OAKLAND ROAD	2	1980	0.75	0	\$150,000.00
OAKWOOD DRIVE	3	1980	0.20	0	\$36,000.00
OLD HICKORY VALLEY	2	1980	5.30	0	\$1,060,000.00
OLD HIGHWAY 33	2	1980	2.20	0	\$440,000.00
OLD LEADMINE BEND ROAD	3	1980	1.60	0	\$288,000.00
OLD LOYSTON ROAD	3	1980	0.40	0	\$72,000.00
OLD MAYNARDVILLE HWY.	2	1980	0.10	0	\$20,000.00
OLD TAZEWELL PIKE	2	1980	1.80	0	\$320,000.00
OLD VALLEY ROAD	2	1980	2.00	0	\$400,000.00
OTT ROAD	3	1980	0.80	0	\$144,000.00
OUSLEY GAP ROAD	2	1980	0.90	0	\$180,000.00
OVERLOOK TRAIL ROAD	2	2001	1.00	0	\$200,000.00
OWEN MOORE DRIVE	2	1980	0.30	0	\$60,000.00
P					
PALMERS JUNCTION ROAD	4	TVA		0	
PARSONS SHORES ROAD	3	1980	0.80	0	\$144,000.00
PETERS ROAD	2	1980	0.80	0	\$160,000.00
PINECREST DRIVE	2	1980	0.50	0	\$100,000.00
PINE DRIVE	2	1980	0.15	0	\$30,000.00
PINE LANE	2	1980	0.10	0	\$20,000.00
PINE ROAD	2	1980	0.10	0	\$20,000.00
PINEWOOD ROAD	3	1980	0.15	0	\$27,000.00
POSSUM VALLEY ROAD	2	1980	2.80	0	\$560,000.00
POST MASTER ROAD	3	1980	1.10	0	\$198,000.00
PROSPECT ROAD	2	1980	2.00	0	\$400,000.00
Q					
QUARRY ROAD	2	1980	1.25	0	\$250,000.00
R					
RACCOON VALLEY ROAD	2	1980	4.40	0	\$880,000.00
RACEWAY DRIVE	2	1980	1.70	0	\$340,000.00
RALEY ROAD	3	1980	1.65	0	\$297,000.00
RAVYN'S WAY	2	1980	0.20	0	\$40,000.00
RAY LANE	3	1980	0.40	0	\$72,000.00
RAY ROAD	3	1980	0.30	0	\$54,000.00
REDBUD CIRCLE	3	1980	2.10	0	\$378,000.00
REGINA'S POINT (ONE WAY)	2	2006	0.20	0	\$40,000.00
REGINA'S POINT (TWO WAY)	2	2006	0.30	0	\$60,000.00
RICHARDSON HILL	3	2004	0.30	0	\$30,000.00
RIDGE ROAD	3	1980	2.20	0	\$396,000.00
RIDGE ROAD (S.C)	3	1980	2.30	0	\$414,000.00
RIDGECREST ROAD	2	1980	0.60	0	\$120,000.00
RIVERVIEW ROAD	3	1980	0.80	0	\$144,000.00
ROSE DRIVE	2	1980	0.25	0	\$50,000.00
ROUSE ROAD	3	1980	0.30	0	\$54,000.00
ROWE CHESNEY LANE	3	1980	0.05	0	\$9,000.00
ROYCE ROAD	3	1980	0.40	0	\$72,000.00
RUBY WAY	2	2006	0.20	0	\$40,000.00
RUSH LANE	3	1980	0.20	0	\$36,000.00
RUSSELL BROS. (ONE WAY)	2	2006	0.80	0	\$160,000.00
RUSSELL BROS. (TWO WAY)	2	1980	5.30	0	\$1,060,000.00
RUSSELL DRIVE	2	1980	0.50	0	\$100,000.00
RUSSELL ROAD	2	1980	0.20	0	\$40,000.00

RUTH CIRCLE (ONE WAY)	2	1980	1.45	0	\$290,000.00
RUTH CIRCLE (TWO WAY)	2	1980	0.26	0	\$50,000.00
S					
SANDY LANE	2	6/2/1905	0.60	0	\$120,000.00
BATTERFIELD LANE	2	1980	0.10	0	\$18,000.00
BATTERFIELD ROAD	2	1980	4.40	0	\$880,000.00
SCALEY BARK LANE	3	1980	0.80	0	\$144,000.00
SCOTT HOLLOW ROAD	2	1980	0.30	0	\$60,000.00
SCOTT ROAD	2	1980	1.00	0	\$200,000.00
SEXTON LANE	3	1980	0.30	0	\$54,000.00
SEYMOUR LANE	2	1980	0.10	0	\$20,000.00
SHADY ACRES	3	1980	0.10	0	\$20,000.00
SHARP LANE	3	1980	0.15	0	\$27,000.00
SHARP CHAPEL ROAD	2	1980	11.00	0	\$220,000.00
SHAINAS PLACE (ONE WAY)	2	2006	0.20	0	\$40,000.00
SHELBY LOOP	2	1980	0.60	0	\$120,000.00
SHELBY DRIVE	3	1980	0.60	0	\$90,000.00
SHIPLEY RIDGE ROAD	3	1980	0.60	0	\$90,000.00
SHIPLEY DRIVE	3	1980	0.90	0	\$162,000.00
SHIRLEY ANN LANE	3	1980	0.3	0	\$84,000.00
SHOFFNER LANE	2	1980	1.15	0	\$30,000.00
SHOFFNER ROAD	3	1980	1.10	0	\$198,000.00
SHORT ROAD	3	1980	0.80	0	\$144,000.00
SIERRA RIDGE (ONE WAY)	2	2006	0.05	0	\$10,000.00
SMITH LANE	2	1980	0.30	0	\$60,000.00
SOUTH COVE ROAD	3	1980	0.40	0	\$72,000.00
SPARKS LANDING ROAD	3	1980	1.30	0	\$234,000.00
SPARROW WAY	2	2006	0.10	0	\$20,000.00
SPRING BRANCH ROAD	2	1980	0.20	0	\$40,000.00
STINER HOLLOW ROAD	3	1980	1.10	0	\$198,000.00
STINER LOOP	3	1980	0.50	0	\$90,000.00
STINER ROAD	3	1980	1.10	0	\$198,000.00
STINER SHORES	3	1980	0.40	0	\$72,000.00
STRAIGHT BRANCH ROAD	3	1980	2.60	0	\$460,000.00
SUGAR CAMP LANE	3	1997	1.10	0	\$198,000.00
SUGAR LIMB ROAD	3	1980	0.20	0	\$36,000.00
SUMMERS ROAD	2	1980	0.75	0	\$150,000.00
SUNNY STREET	2	2006	0.70	0	\$10,000.00
SUNSET VIEW	3	2006	0.50	0	\$100,000.00
SWAN SEYMOUR ROAD	2	1980	1.50	0	\$270,000.00
SWAN SONG TRAIL	2	2006	0.30	0	\$60,000.00
T					
TANGLEWOOD ROAD	3	1980	3.00	0	\$540,000.00
TATER VALLEY ROAD	2	1980	2.80	0	\$560,000.00
TEXAS HOLLOW ROAD	2	1980	2.70	0	\$540,000.00
TEXAS VALLEY ROAD	3	1980	0.04	0	\$80,000.00
THOMAS WEAVER ROAD	2	1980	0.35	0	\$70,000.00
THREE FALLS ROAD	3	1980	0.25	0	\$45,000.00
TIM NICELY ROAD	3	1980	0.20	0	\$36,000.00
TIMBER RIDGE ROAD	3	1980	0.60	0	\$108,000.00
TOBIT'S FIDES ROAD	3	1980	0.60	0	\$108,000.00
TODD'S TRACE	3	1980	0.10	0	\$20,000.00
TOLLIVER RIDGE ROAD	3	1980	2.70	0	\$480,000.00
TOWER LANE	2	1980	0.70	0	\$140,000.00
TOWER ROAD	3	1980	0.60	0	\$90,000.00
TUDOR HOLLOW ROAD	2	1980	2.00	0	\$400,000.00
TUMBLING RUN ESTATES	3	1980	1.00	0	\$180,000.00
TURNER HOLLOW ROAD	2	1980	0.80	0	\$160,000.00
TURNER ROAD	2	1980	0.76	0	\$150,000.00
V					
VALLEY VIEW ROAD	2	1980	0.20	0	\$40,000.00
W					
WALKER ROAD	3	1980	3.40	0	\$582,000.00
WALKER'S FARM ROAD	3	1997	0.40	0	\$72,000.00
WALKER'S FORD ROAD	2	1980	16.00	0	\$320,000.00
WALLEYE POINT ROAD	2	1980	0.50	0	\$100,000.00
W					
WALLACE ROAD	2	1980	0.60	0	\$120,000.00
WARWICK CHAPEL ROAD	2	1980	0.20	0	\$40,000.00
WARWICK LANE	2	1980	0.20	0	\$40,000.00
WEAVER RIDGE ROAD	3	1980	3.10	0	\$558,000.00
WELCH DRIVE	3	1980	0.20	0	\$36,000.00
WHITSELL LANE	2	1980	0.60	0	\$120,000.00
WILD TURKEY LANE	2	1980	0.30	0	\$60,000.00
WILLIAMS DRIVE	2	1980	0.20	0	\$40,000.00
WINDY SAILS LANE	2	2006	0.35	0	\$70,000.00
WOLFE ROAD	2	1980	0.80	0	\$160,000.00
WOLFENBARGER LANE	2	1980	1.30	0	\$260,000.00
WOLFENBARGER ROAD	2	1980	1.60	0	\$320,000.00
WYRICK ROAD	3	1980	0.60	0	\$108,000.00


A Motion was made by **Charlie Cox** and **Second** by **Kenny Hill** to **Approve** the Tennessee County Road Report as presented.

County Chairman, Gary England called for an **Aye Vote**. **Motion Carried**.

- C. Revenue Committee Report – Quarters Ending September 30, 2008 and December 31, 2008 were not presented.
- D. School Budget Report – 141 General Purpose – Pages 1 thru 26 - Quarter Ending December 31, 2008 was presented for **Approval**.

REPORT OF EXPENDITURES FROM SCHOOL FUNDS
AND GENERAL CONDITION OF SCHOOLS
QUARTER ENDING DECEMBER 31, 2008

In Accordance with Chapter 14, Acts 1925
this report is respectfully submitted to
The Honorable Union County Commission


 D. Wayne Goffarth
 Interim Director

Statement Of Expenditures And Encumbrances
DECEMBER 31, 2008

141 GENERAL PURPOSE SCHOOL
70000 EDUCATION
71000 INSTRUCTION
71100 REGULAR INSTRUCTION PROGRAM

Obj	Title	Original Appo Amendments	Total Appropriation	YTD Expenditures YTD Encumbrances	Unencumb Balance Percent Used	DECEMBER Expen DECEMBER Encum
116	TEACHERS	7,305,005.00- 135,380.00-	7,440,385.00-	2,893,381.97 0.00	4,557,004.03- 38.75%	612,908.85 0.00
117	CAREER LADDER PROGRAM	100,000.00- 0.00-	100,000.00	46,583.32 0.00	53,416.68- 46.58%	1,208.33 0.00
127	CAREER LADDER EXTENDED CONTRACTS	30,274.00- 0.00-	30,274.00-	2,377.80 0.00	27,896.20- 7.85%	396.30 0.00
128	HOMESOUND TEACHERS	25,000.00- 0.00-	25,000.00-	5,280.00 0.00	19,720.00- 21.12%	1,192.50 0.00
162	CLERICAL PERSONNEL	13,021.00- 0.00-	13,021.00-	5,834.40 0.00	7,186.60- 44.81%	563.00 0.00
163	EDUCATIONAL ASSISTANTS	151,895.00- 13,248.00-	265,143.00-	110,881.73 0.00	154,261.27- 41.82%	19,941.90 0.00
189	OTHER SALARIES & WAGES	64,983.00- 5,462.00-	70,445.00-	24,914.76 0.00	45,530.24- 35.37%	5,954.00 0.00
195	CERTIFIED SUBSTITUTE TEACHERS	68,000.00- 0.00-	68,000.00-	4,906.46 0.00	63,093.54- 7.22%	1,527.76 0.00
198	NON-CERTIFIED SUBSTITUTE TEACHERS	95,000.00- 3,323.00-	98,323.00-	48,856.98 0.00	49,466.02- 49.69%	13,907.80 0.00
201	SOCIAL SECURITY	463,143.00- 13,423.68-	476,566.68-	186,042.98 0.00	290,523.70- 39.04%	38,807.56 0.00
204	STATE RETIREMENT	471,618.00- 12,214.72-	483,832.72-	188,682.04 0.00	295,150.68- 39.30%	40,515.43 0.00
206	LIFE INSURANCE	4,092.00- 23.00-	4,115.00-	1,653.28 0.00	2,459.72- 40.23%	414.96 0.00
207	MEDICAL INSURANCE	717,123.00- 7,333.00-	724,456.00-	305,441.44 0.00	419,014.56- 42.16%	73,240.83 0.00
210	UNEMPLOYMENT COMPENSATION	12,584.00- 600.10-	13,184.10-	1,468.54 0.00	11,715.56- 11.14%	168.15 0.00
212	EMPLOYER MEDICARE	108,384.00- 3,142.88-	111,526.88-	43,939.06 0.00	67,587.82- 39.40%	9,144.71 0.00

Statement Of Expenditures And Encumbrances
DECEMBER 31, 2008

141 GENERAL PURPOSE SCHOOL
70000 EDUCATION
71000 INSTRUCTION
71100 REGULAR INSTRUCTION PROGRAM

Obj	Title	Original Appo Amendments	Total Appropriation	YTD Expenditures YTD Encumbrances	Unencumb Balance Percent Used	DECEMBER Expen DECEMBER Encum
136	MAINTENANCE AND REPAIR SERVICES-EQUI	2,000.00- 0.00-	2,000.00-	350.00 0.00	1,650.00- 27.50%	0.00 0.00
399	OTHER CONTRACTED SERVICES	0.00- 30,000.00-	30,000.00-	1,960.00 0.00	28,040.00- 6.53%	1,960.00 0.00
429	INSTRUCTIONAL SUPPLIES AND MATERIALS	86,000.00- 107,130.00-	193,130.00-	181,102.56 0.00	12,027.44- 53.77%	2,221.95 0.00
449	TEXTBOOKS	100,000.00- 0.00-	100,000.00-	95,942.07 0.00	4,057.93- 95.94%	1,648.53 0.00
499	OTHER SUPPLIES AND MATERIALS	6,000.00- 63,480.00-	71,480.00-	5,598.11 0.00	65,881.89- 7.83%	5,260.50 0.00
524	IN SERVICE/ STAFF DEVELOPMENT	0.00- 0.00-	0.00	1,000.00 0.00	1,000.00- 0.00%	0.00 0.00
722	REGULAR INSTRUCTION EQUIPMENT	1,000.00- 0.00-	1,000.00-	1,465.19 0.00	465.19- 146.52%	0.00 0.00
Total REGULAR INSTRUCTION PROGRAM		9,825,123.00- 496,760.38-	10,321,883.38-	4,147,664.69 0.00	6,174,218.69- 40.18%	831,083.11 0.00

Statement Of Expenditures And Encumbrances
DECEMBER 31, 2008

141 GENERAL PURPOSE SCHOOL
70000 EDUCATION
71000 INSTRUCTION
71200 SPECIAL EDUCATION PROGRAM

Obj	Title	Original Appo Amendments	Total Appropriation	YTD Expenditures YTD Encumbrances	Unencumb Balance Percent Used	DECEMBER Expen DECEMBER Encum
116	TEACHERS	966,169.00- 0.00-	966,169.00-	296,910.26 0.00	669,258.74- 30.73%	74,376.92 0.00
117	CAREER LADDER PROGRAM	19,000.00- 0.00-	19,000.00-	5,333.27 0.00	13,666.68- 28.07%	83.33 0.00
128	HOMESOUND TEACHERS	15,000.00- 0.00-	15,000.00-	2,445.00 0.00	12,555.00- 16.30%	720.00 0.00
163	EDUCATIONAL ASSISTANTS	137,790.00- 0.00-	137,790.00-	57,476.40 0.00	80,313.60- 41.71%	10,129.30 0.00
171	SPEECH PATHOLOGIST	140,000.00- 0.00-	140,000.00-	49,627.62 0.00	90,372.38- 35.45%	11,877.49 0.00
189	OTHER SALARIES & WAGES	117,350.00- 0.00-	117,350.00-	76,359.95 0.00	40,990.05- 65.07%	14,914.12 0.00
195	CERTIFIED SUBSTITUTE TEACHERS	0.00- 0.00-	0.00	352.56 0.00	352.56- 0.00%	352.56 0.00
198	NON-CERTIFIED SUBSTITUTE TEACHERS	20,000.00- 0.00-	20,000.00-	4,519.06 0.00	15,480.94- 22.60%	1,230.04 0.00
201	SOCIAL SECURITY	85,053.00- 0.00-	85,053.00-	29,026.71 0.00	56,026.29- 34.13%	6,664.24 0.00
204	STATE RETIREMENT	84,568.00- 0.00-	84,568.00-	29,621.11 0.00	54,946.89- 35.03%	6,882.20 0.00
206	LIFE INSURANCE	753.00- 0.00-	753.00-	314.64 0.00	438.36- 41.78%	79.80 0.00
207	MEDICAL INSURANCE	153,820.00- 0.00-	153,820.00-	57,420.97 0.00	96,399.03- 37.33%	14,863.07 0.00
210	UNEMPLOYMENT COMPENSATION	2,464.00- 0.00-	2,464.00-	133.90 0.00	2,330.10- 5.43%	18.09 0.00
212	EMPLOYER MEDICARE	19,892.00- 0.00-	19,892.00-	6,810.47 0.00	13,081.53- 34.24%	1,566.21 0.00
336	MAINTENANCE AND REPAIR SERVICES-EQUI	5,009.00- 0.00-	5,009.00-	225.00 0.00	4,784.00- 4.49%	0.00 0.00

Statement Of Expenditures And Encumbrances
DECEMBER 31, 2008

141 GENERAL PURPOSE SCHOOL
70000 EDUCATION
71000 INSTRUCTION
71200 SPECIAL EDUCATION PROGRAM

Obj	Title	Original Appro Amendments	Total Appropriation	YTD Expenditures YTD Encumbrances	Unencumb Balance Percent Used	DECEMBER Expen DECEMBER Encum
399	OTHER CONTRACTED SERVICES	110,000.00- 0.00	110,000.00-	18,258.57 0.00	91,741.43- 16.60%	4,814.76 0.00
429	INSTRUCTIONAL SUPPLIES AND MATERIALS	20,000.00- 0.00	20,000.00-	11,559.82 0.00	8,440.18- 37.80%	0.00 0.00
499	OTHER SUPPLIES AND MATERIALS	21,126.00- 0.00	21,126.00-	21,177.85 0.00	51.85 100.25%	0.00 0.00
725	SPECIAL EDUCATION EQUIPMENT	5,000.00- 0.00	5,000.00-	5,620.50 0.00	620.50 112.41%	0.00 0.00
TOTAL SPECIAL EDUCATION PROGRAM		1,922,994.00- 0.00	1,922,994.00-	673,191.79 0.00	1,249,802.21- 35.01%	148,571.53 0.00

Statement Of Expenditures And Encumbrances
DECEMBER 31, 2008

141 GENERAL PURPOSE SCHOOL
70000 EDUCATION
71000 INSTRUCTION
71300 VOCATIONAL EDUCATION PROGRAM

Obj	Title	Original Appro Amendments	Total Appropriation	YTD Expenditures YTD Encumbrances	Unencumb Balance Percent Used	DECEMBER Expen DECEMBER Encum
116	TEACHERS	708,834.00- 0.00	708,834.00-	260,540.36 0.00	448,293.64 36.76%	58,611.01 0.00
117	CAREER LADDER PROGRAM	4,500.00- 0.00	4,500.00-	2,900.00 0.00	2,600.00- 42.22%	100.00 0.00
195	CERTIFIED SUBSTITUTE TEACHERS	2,500.00- 0.00	2,500.00-	352.56 0.00	2,147.44- 14.10%	146.91 0.00
198	NON-CERTIFIED SUBSTITUTE TEACHERS	13,000.00- 0.00	13,000.00-	4,465.58 0.00	8,534.42- 34.35%	1,149.82 0.00
201	SOCIAL SECURITY	45,190.00- 0.00	45,190.00-	15,767.76 0.00	29,422.24- 34.89%	3,482.27 0.00
204	STATE RETIREMENT	45,800.00- 0.00	45,800.00-	16,848.68 0.00	28,951.32- 36.79%	3,770.66 0.00
206	LIFE INSURANCE	388.00- 0.00	388.00-	127.68 0.00	260.32 32.91%	11.92 0.00
207	MEDICAL INSURANCE	77,000.00- 0.00	77,000.00-	30,820.00 0.00	46,180.00- 60.03%	7,895.67 0.00
210	UNEMPLOYMENT COMPENSATION	952.00- 0.00	952.00-	89.01 0.00	862.99 9.35%	9.20 0.00
212	EMPLOYER MEDICARE	10,570.00- 0.00	10,570.00-	3,692.72 0.00	6,877.28 34.94%	816.52 0.00
336	MAINTENANCE AND REPAIR SERVICES-EQUI	2,500.00- 0.00	2,500.00-	520.31 0.00	1,979.69 20.81%	0.00 0.00
429	INSTRUCTIONAL SUPPLIES AND MATERIALS	18,725.00- 0.00	18,725.00-	9,939.53 0.00	8,785.47 53.08%	1,426.95 0.00
449	TEXTBOOKS	5,000.00- 0.00	5,000.00-	5,000.00 0.00	0.00 100.00%	0.00 0.00
499	OTHER SUPPLIES AND MATERIALS	10,000.00- 0.00	10,000.00-	3,817.99 0.00	6,182.01- 38.18%	780.77 0.00
730	VOCATIONAL INSTRUCTION EQUIPMENT	6,400.00- 0.00	6,400.00-	319.98 0.00	6,080.02- 5.00%	0.00 0.00

Statement Of Expenditures And Encumbrances
DECEMBER 31, 2008

141 GENERAL PURPOSE SCHOOL
70000 EDUCATION
71000 INSTRUCTION
71300 VOCATIONAL EDUCATION PROGRAM

Obj	Title	Original Appro Amendments	Total Appropriation	YTD Expenditures YTD Encumbrances	Unencumb Balance Percent Used	DECEMBER Expen DECEMBER Encum
Total VOCATIONAL EDUCATION PROGRAM		951,358.00- 0.00	951,358.00-	354,202.16 0.00	597,156.84- 37.23%	78,244.69 0.00

Statement Of Expenditures And Encumbrances
DECEMBER 31, 2008

141 GENERAL PURPOSE SCHOOL
70000 EDUCATION
71000 INSTRUCTION
71600 ADULT EDUCATION PROGRAM

Obj	Title	Original Appro Amendments	Total Appropriation	YTD Expenditures YTD Encumbrances	Unencumb Balance Percent Used	DECEMBER Expen DECEMBER Encum
116	TEACHERS	14,933.00- 0.00	14,933.00-	4,923.00 0.00	10,010.00- 33.97%	864.00 0.00
162	CLERICAL PERSONNEL	2,500.00- 0.00	2,500.00-	1,275.30 0.00	1,224.70- 51.01%	215.82 0.00
189	OTHER SALARIES & WAGES	20,867.00- 0.00	20,867.00-	10,433.52 0.00	10,433.48 50.00%	1,738.92 0.00
201	SOCIAL SECURITY	2,375.00- 0.00	2,375.00-	725.94 0.00	1,649.06- 30.57%	121.19 0.00
204	STATE RETIREMENT	1,236.00- 0.00	1,236.00-	454.86 0.00	781.14 36.80%	76.68 0.00
210	UNEMPLOYMENT COMPENSATION	112.00- 0.00	112.00-	19.07 0.00	92.93- 17.23%	1.71 0.00
212	EMPLOYER MEDICARE	556.00- 0.00	556.00-	24.15 0.00	531.85 43.37%	40.87 0.00
429	INSTRUCTIONAL SUPPLIES AND MATERIALS	3,757.00- 0.00	3,757.00-	340.00 0.00	3,417.00- 5.05%	85.00 0.00
Total ADULT EDUCATION PROGRAM		46,336.00- 0.00	46,336.00-	18,412.86 0.00	27,923.14- 39.74%	3,144.21 0.00
Total INSTRUCTION		12,745,812.00- 496,760.18	13,242,572.18-	5,193,473.48 0.00	8,049,098.90- 39.22%	1,061,043.54 0.00

Statement Of Expenditures And Encumbrances
DECEMBER 31, 2008

141 GENERAL PURPOSE SCHOOL
70000 EDUCATION
72000 SUPPORT SERVICES
72120 HEALTH SERVICES

Obj	Title	Original Appro Amendments	Total Appropriation	YTD Expenditures YTD Encumbrances	Unencumb Balance Percent Used	DECEMBER DECEMBER	Expen Encum
131	MEDICAL PERSONNEL	39,414.00- 0.00	39,414.00	13,138.00 0.00	26,276.00- 33.33%	1,284.50	0.00
201	SOCIAL SECURITY	2,444.00- 0.00	2,444.00	662.45 0.00	1,781.55- 27.11%	165.61	0.00
204	STATE RETIREMENT	2,530.00- 0.00	2,530.00	841.44 0.00	1,688.56- 33.34%	210.85	0.00
207	MEDICAL INSURANCE	7,700.00- 0.00	7,700.00	2,932.96 0.00	4,767.04- 38.09%	733.24	0.00
210	UNEMPLOYMENT COMPENSATION	56.00- 0.00	56.00	0.00 0.00	56.00- 0.00%	0.00	0.00
212	EMPLOYER MEDICARE	572.00- 0.00	572.00	154.92 0.00	417.08- 27.08%	38.73	0.00
355	TRAVEL	1,500.00- 0.00	1,500.00	646.66 0.00	853.34- 43.11%	97.74	0.00
499	OTHER SUPPLIES AND MATERIALS	1,000.00- 0.00	1,000.00	326.62 0.00	673.38- 32.66%	126.62	0.00
Total HEALTH SERVICES		55,216.00- 0.00	55,216.00	18,705.05 0.00	36,510.95- 33.68%	4,857.30	0.00

Statement Of Expenditures And Encumbrances
DECEMBER 31, 2008

141 GENERAL PURPOSE SCHOOL
70000 EDUCATION
72000 SUPPORT SERVICES
72130 OTHER STUDENT SUPPORT

Obj	Title	Original Appro Amendments	Total Appropriation	YTD Expenditures YTD Encumbrances	Unencumb Balance Percent Used	DECEMBER DECEMBER	Expen Encum
117	CAREER LADDER PROGRAM	3,000.00- 0.00	3,000.00	500.00 0.00	2,500.00- 16.67%	0.00	0.00
123	GUIDANCE PERSONNEL	283,051.00- 0.00	283,051.00	104,820.82 0.00	178,230.18- 37.73%	22,477.35	0.00
201	SOCIAL SECURITY	17,735.00- 0.00	17,735.00	6,347.06 0.00	11,387.94- 35.79%	1,356.05	0.00
204	STATE RETIREMENT	18,364.00 0.00	18,364.00	6,761.52 0.00	11,602.48- 36.82%	1,443.05	0.00
206	LIFE INSURANCE	137.00- 0.00	137.00	54.72 0.00	82.28- 39.94%	13.68	0.00
207	MEDICAL INSURANCE	17,500.00- 0.00	17,500.00	8,798.31 0.00	8,701.69- 50.28%	2,138.59	0.00
210	UNEMPLOYMENT COMPENSATION	336.00- 0.00	336.00	0.00 0.00	336.00- 0.00%	0.00	0.00
212	EMPLOYER MEDICARE	4,148.00- 0.00	4,148.00	1,484.38 0.00	2,663.62- 35.79%	317.34	0.00
322	EVALUATION AND TESTING	3,000.00- 0.00	3,000.00	2,022.50 0.00	977.50- 67.42%	672.00	0.00
355	TRAVEL	500.00- 0.00	500.00	0.00 0.00	500.00- 0.00%	0.00	0.00
Total OTHER STUDENT SUPPORT		347,771.00 0.00	347,771.00	130,789.41 0.00	216,981.59- 37.61%	28,417.87	0.00

Statement Of Expenditures And Encumbrances
DECEMBER 31, 2008

141 GENERAL PURPOSE SCHOOL
70000 EDUCATION
72000 SUPPORT SERVICES
72210 REGULAR INSTRUCTION PROGRAM

Obj	Title	Original Appro Amendments	Total Appropriation	YTD Expenditures YTD Encumbrances	Unencumb Balance Percent Used	DECEMBER DECEMBER	Expen Encum
105	SUPERVISOR/DIRECTOR	237,236.00- 0.00	237,236.00	111,524.73 0.00	125,711.27- 47.01%	18,492.25	0.00
117	CAREER LADDER PROGRAM	5,000.00- 0.00	5,000.00	2,000.00 0.00	3,000.00- 40.00%	0.00	0.00
129	LIBRARIANS	167,106.00- 0.00	167,106.00	61,378.32 0.00	105,727.68- 36.73%	15,344.58	0.00
162	CLERICAL PERSONNEL	0.00 560.00	560.00	320.00 0.00	240.00- 57.14%	80.00	0.00
189	OTHER SALARIES & WAGES	261,743.00- 66,480.00	268,223.00	122,047.56 0.00	146,175.44- 45.50%	22,985.73	0.00
201	SOCIAL SECURITY	37,453.00- 4,157.00	41,610.00	17,330.08 0.00	24,279.92- 41.65%	3,336.21	0.00
204	STATE RETIREMENT	33,257.00- 3,518.00	36,685.00	15,805.70 0.00	20,879.30- 43.08%	3,116.02	0.00
206	LIFE INSURANCE	183.00- 23.00	206.00	79.80 0.00	126.20- 38.74%	20.52	0.00
207	MEDICAL INSURANCE	29,657.00- 3,799.00	33,466.00	12,707.64 0.00	20,758.36- 37.97%	3,424.89	0.00
210	UNEMPLOYMENT COMPENSATION	784.00- 173.00	957.00	58.56 0.00	898.44- 6.12%	27.50	0.00
212	EMPLOYER MEDICARE	8,759.00- 973.00	9,732.00	4,255.76 0.00	5,476.24- 43.73%	814.03	0.00
307	COMMUNICATION	777.00- 0.00	777.00	174.13 0.00	602.87- 22.41%	67.44	0.00
336	MAINTENANCE AND REPAIR SERVICES-EQUI	60,000.00- 0.00	60,000.00	8,263.05 0.00	51,736.95- 13.77%	93.00	0.00
355	TRAVEL	52,150.00- 25,159.00	77,309.00	26,248.93 0.00	51,060.07- 33.95%	2,591.33	0.00
399	OTHER CONTRACTED SERVICES	86,125.00- 0.00	86,125.00	45,426.79 0.00	40,698.21- 52.74%	3,242.67	0.00

Statement Of Expenditures And Encumbrances
DECEMBER 31, 2008

141 GENERAL PURPOSE SCHOOL
70000 EDUCATION
72000 SUPPORT SERVICES
72210 REGULAR INSTRUCTION PROGRAM

Obj	Title	Original Appo Amendments	Total Appropriation	YTD Expenditures YTD Encumbrances	Unencumb Balance Percent Used	DECEMBER Expen DECEMBER Encum
432	LIBRARY BOOKS/MEDIA	5,000.00- 3,965.00-	8,965.00-	242.93 0.00	8,722.07 2.71%	0.00 0.00
499	OTHER SUPPLIES AND MATERIALS	251,360.00- 39,427.89	211,932.11-	76,613.77 0.00	135,318.34- 36.19%	4,068.52 0.00
524	IN SERVICE/ STAFF DEVELOPMENT	30,500.00 15,359.08-	45,859.08-	12,645.93 0.00	33,213.09- 27.58%	5,100.24 0.00
599	OTHER CHARGES	3,000.00- 0.00	3,000.00-	3.00 0.00	3,000.00 0.00%	749.16- 0.00
790	OTHER EQUIPMENT	45,610.00 0.00	45,610.00-	43,634.23 0.00	1,975.80- 95.67%	0.00 0.00
Total REGULAR INSTRUCTION PROGRAM		1,255,620.00 84,738.19-	1,340,358.19-	560,757.94 0.00	779,600.25- 41.84%	82,158.77 0.00

Statement Of Expenditures And Encumbrances
DECEMBER 31, 2008

141 GENERAL PURPOSE SCHOOL
70000 EDUCATION
72000 SUPPORT SERVICES
72220 SPECIAL EDUCATION PROGRAM

Obj	Title	Original Appo Amendments	Total Appropriation	YTD Expenditures YTD Encumbrances	Unencumb Balance Percent Used	DECEMBER Expen DECEMBER Encum
105	SUPERVISOR/DIRECTOR	72,543.00- 0.00	72,543.00-	39,471.48 0.00	33,071.52 54.41%	6,578.58 0.00
117	CAREER LADDER PROGRAM	1,000.00- 0.00	1,000.00-	500.00 0.00	500.00- 50.00%	0.00 0.00
124	PSYCHOLOGICAL PERSONNEL	89,495.00- 0.00	89,495.00-	36,452.53 0.00	53,042.47 40.73%	12,520.93 0.00
201	SOCIAL SECURITY	10,444.00- 0.00	10,444.00-	4,577.98 0.00	5,866.02- 53.81%	1,142.73 0.00
204	STATE RETIREMENT	10,814.00 0.00	10,814.00-	4,906.41 0.00	5,907.59 55.37%	1,226.19 0.00
206	LIFE INSURANCE	69.00- 0.00	69.00-	9.12 0.00	59.88- 13.22%	2.28 0.00
207	MEDICAL INSURANCE	19,306.00 0.00	19,306.00-	6,801.65 0.00	12,504.35 35.23%	2,943.92 0.00
210	UNEMPLOYMENT COMPENSATION	168.00 0.00	168.00-	0.00 0.00	168.00- 0.00%	0.00 0.00
212	EMPLOYER MEDICARE	2,443.00- 0.00	2,443.00-	1,070.67 0.00	1,372.33 43.83%	267.25 0.00
355	TRAVEL	15,000.00- 0.00	15,000.00-	4,158.82 0.00	10,841.18- 27.73%	2,149.63 0.00
499	OTHER SUPPLIES AND MATERIALS	13,000.00- 0.00	13,000.00	4,268.85 0.00	8,731.15 32.84%	1,088.74 0.00
524	IN SERVICE/ STAFF DEVELOPMENT	16,954.00- 0.00	16,954.00	4,905.36 0.00	12,048.64- 28.94%	2,374.59 0.00
Total SPECIAL EDUCATION PROGRAM		251,236.00 0.00	251,236.00	107,123.47 0.00	144,112.53 42.64%	30,294.84 0.00

Statement Of Expenditures And Encumbrances
DECEMBER 31, 2008

141 GENERAL PURPOSE SCHOOL
70000 EDUCATION
72000 SUPPORT SERVICES
72230 VOCATIONAL EDUCATION PROGRAM

Obj	Title	Original Appo Amendments	Total Appropriation	YTD Expenditures YTD Encumbrances	Unencumb Balance Percent Used	DECEMBER Expen DECEMBER Encum
105	SUPERVISOR/DIRECTOR	65,540.00- 0.00	65,540.00-	32,769.96 0.00	32,770.04- 50.00%	5,461.66 0.00
117	CAREER LADDER PROGRAM	3,000.00- 0.00	3,000.00-	1,500.00 0.00	1,500.00- 50.00%	250.00 0.00
127	CAREER LADDER EXTENDED CONTRACTS	5,462.00 0.00	5,462.00-	2,710.78 0.00	2,751.22- 50.00%	455.13 0.00
161	SECRETARY(S)	25,194.00- 0.00	25,194.00	12,597.00 0.00	12,597.00 50.00%	2,099.50 0.00
201	SOCIAL SECURITY	6,150.00- 0.00	6,150.00-	3,052.66 0.00	3,097.34- 49.80%	510.96 0.00
204	STATE RETIREMENT	5,862.00- 0.00	5,862.00-	2,924.64 0.00	2,937.36- 49.89%	488.49 0.00
206	LIFE INSURANCE	23.00- 0.00	23.00-	9.12 0.00	13.88- 39.65%	2.28 0.00
210	UNEMPLOYMENT COMPENSATION	112.00 0.00	112.00	0.00 0.00	112.00- 0.00%	0.00 0.00
212	EMPLOYER MEDICARE	1,438.00- 0.00	1,438.00-	716.28 0.00	721.72- 49.81%	119.50 0.00
355	TRAVEL	5,050.00- 0.00	5,050.00	1,317.10 0.00	3,732.90 26.08%	796.66 0.00
Total VOCATIONAL EDUCATION PROGRAM		117,831.00- 0.00	117,831.00-	57,627.54 0.00	60,203.46- 48.91%	10,184.18 0.00

Statement Of Expenditures And Encumbrances
DECEMBER 31, 2008

141 GENERAL PURPOSE SCHOOL
70000 EDUCATION
72000 SUPPORT SERVICES
72260 ADULT PROGRAMS

Obj	Title	Original Appo Amendments	Total Appropriation	YTD Expenditures YTD Encumbrances	Unencumb Balance Percent Used	DECEMBER Expen DECEMBER Encum
105	SUPERVISOR/DIRECTOR	71,124.00- 0.00	71,124.00-	35,562.00 0.00	35,562.00- 50.00%	5,927.00 0.00
117	CAREER LADDER PROGRAM	1,000.00 0.00	1,000.00-	500.00 0.00	500.00- 50.00%	0.00 0.00
201	SOCIAL SECURITY	4,472.00- 0.00	4,472.00-	2,228.82 0.00	2,243.18- 49.84%	365.71 0.00
204	STATE RETIREMENT	4,630.00 0.00	4,630.00-	2,315.16 0.00	2,314.84- 50.00%	380.51 0.00
206	LIFE INSURANCE	23.00- 0.00	23.00-	9.12 0.00	13.88- 39.64%	2.28 0.00
207	MEDICAL INSURANCE	5,530.00- 0.00	5,530.00	2,270.68 0.00	3,319.32 39.96%	552.67 0.00
210	UNEMPLOYMENT COMPENSATION	56.00 0.00	56.00-	0.00 0.00	56.00 0.00%	0.00 0.00
212	EMPLOYER MEDICARE	1,046.00- 0.00	1,046.00-	521.25 0.00	524.75 49.83%	85.33 0.00
499	OTHER SUPPLIES AND MATERIALS	4,000.00- 0.00	4,000.00-	0.00 0.00	4,000.00 0.00%	0.00 0.00
524	IN SERVICE/ STAFF DEVELOPMENT	2,436.00 0.00	2,436.00	715.68 0.00	1,720.32- 29.38%	3.00 0.00
Total ADULT PROGRAMS		94,317.00- 0.00	94,317.00-	44,062.71 0.00	50,254.29- 46.72%	7,323.70 0.00

Statement Of Expenditures And Encumbrances
DECEMBER 31, 2008

141 GENERAL PURPOSE SCHOOL
70000 EDUCATION
72000 SUPPORT SERVICES
72310 BOARD OF EDUCATION

Obj	Title	Original Appo Amendments	Total Appropriation	YTD Expenditures YTD Encumbrances	Unencumb Balance Percent Used	DECEMBER Expen DECEMBER Encum
191	BOARD AND COMMITTEE MEMBERS FEES	16,800.00- 0.00	16,800.00-	8,400.00 0.00	8,400.00- 50.00%	1,400.00 0.00
201	SOCIAL SECURITY	1,042.00- 0.00	1,042.00-	520.80 0.00	521.20- 49.98%	85.80 0.00
212	EMPLOYER MEDICARE	244.00- 0.00	244.00-	121.80 0.00	122.20 49.92%	20.30 0.00
305	AUDIT SERVICES	6,000.00- 0.00	6,000.00	0.00 0.00	6,000.00- 0.00%	0.00 0.00
320	DUES AND MEMBERSHIPS	11,000.00- 0.00	11,000.00-	9,809.00 0.00	1,191.00- 89.17%	0.00 0.00
331	LEGAL SERVICES	5,000.00- 0.00	5,000.00-	132.00 0.00	4,868.00 2.64%	0.00 0.00
499	OTHER SUPPLIES AND MATERIALS	57,000.00- 0.00	57,000.00-	27,002.69 0.00	29,997.31- 47.37%	1,009.67 0.00
506	LIABILITY INSURANCE	82,000.00- 0.00	82,000.00-	77,743.57 0.00	4,256.43 94.81%	3,000.00 0.00
510	TRUSTEE'S COMMISSION	80,000.00 0.00	80,000.00	35,795.99 0.00	44,204.01- 44.74%	13,984.86 0.00
513	WORKMAN'S COMPENSATION INSURANCE	95,000.00 0.00	95,000.00-	93,137.00 0.00	1,863.00- 98.25%	0.00 0.00
Total BOARD OF EDUCATION		354,086.00- 0.00	354,086.00	252,862.85 0.00	101,223.15- 71.41%	13,501.63 0.00

Statement Of Expenditures And Encumbrances
DECEMBER 31, 2008

141 GENERAL PURPOSE SCHOOL
70000 EDUCATION
72000 SUPPORT SERVICES
72310 DIRECTOR OF SCHOOLS

Obj	Title	Original Appo Amendments	Total Appropriation	YTD Expenditures YTD Encumbrances	Unencumb Balance Percent Used	DECEMBER Expen DECEMBER Encum
101	COUNTY OFFICIAL/ADMINISTRATIVE OFFIC	75,000.00- 0.00	75,000.00-	38,035.73 0.00	36,964.27- 50.71%	6,250.00 0.00
117	CAREER LADDER PROGRAM	1,000.00- 0.00	1,000.00-	0.00 0.00	1,000.00 0.00%	0.00 0.00
161	SECRETARY(S)	28,202.00- 0.00	28,202.00-	14,102.96 0.00	14,101.04 50.00%	2,350.16 0.00
201	SOCIAL SECURITY	6,461.00- 0.00	6,461.00-	3,109.80 0.00	3,360.20- 47.99%	500.29 0.00
204	STATE RETIREMENT	6,123.00- 0.00	6,123.00-	3,056.69 0.00	3,066.31 49.92%	524.89 0.00
206	LIFE INSURANCE	3,100.00- 0.00	3,100.00-	521.12 0.00	2,578.88- 16.81%	2.28 0.00
207	MEDICAL INSURANCE	7,333.00- 0.00	7,333.00-	2,932.95 0.00	4,400.04 40.00%	731.24 0.00
210	UNEMPLOYMENT COMPENSATION	56.00 0.00	56.00-	0.00 0.00	56.00 0.00%	0.00 0.00
212	EMPLOYER MEDICARE	1,511.00- 0.00	1,511.00-	725.19 0.00	785.81- 47.99%	117.00 0.00
307	COMMUNICATION	16,000.00 0.00	16,000.00-	5,837.86 0.00	10,162.14 36.49%	1,014.30 0.00
348	POSTAL CHARGES	5,000.00 0.00	5,000.00-	98.00 0.00	4,902.00- 1.96%	0.00 0.00
355	TRAVEL	2,000.00- 0.00	2,000.00	1,030.98 0.00	969.02- 51.55%	0.00 0.00
399	OTHER CONTRACTED SERVICES	5,000.00- 0.00	5,000.00-	2,678.25 0.00	2,321.75 53.57%	668.41 0.00
435	OFFICE SUPPLIES	5,000.00- 0.00	5,000.00-	711.46 0.00	4,288.54- 14.23%	0.00 0.00
Total DIRECTOR OF SCHOOLS		161,786.00 0.00	161,786.00	72,830.00 0.00	88,956.00- 45.02%	12,140.37 0.00

Statement Of Expenditures And Encumbrances
DECEMBER 31, 2008

141 GENERAL PURPOSE SCHOOL
70000 EDUCATION
72000 SUPPORT SERVICES
72410 OFFICE OF THE PRINCIPAL

Obj	Title	Original Appro Amendments	Total Appropriation	YTD Expenditures YTD Encumbrances	Unencumb Balance Percent Used	DECEMBER Exper DECEMBER Encum
104	PRINCIPALS	433,126.00- 0.00	433,126.00-	177,786.83 0.00	255,339.17- 41.05%	18,219.85 0.00
117	CAREER LADDER PROGRAM	18,000.00- 0.00	18,000.00-	4,000.00 0.00	14,000.00- 22.22%	250.00 0.00
127	CAREER LADDER EXTENDED CONTRACTS	8,964.00- 0.00	8,964.00-	3,063.60 0.00	5,900.40- 34.18%	510.60 0.00
139	ASSISTANT PRINCIPALS	192,200.00- 0.00	192,200.00-	71,463.82 0.00	120,736.18- 37.20%	16,747.28 0.00
161	SECRETARY(S)	227,973.00- 0.00	227,973.00-	115,512.89 0.00	112,460.11- 50.67%	23,054.98 0.00
162	CLERICAL PERSONNEL	15,110.00- 0.00	15,110.00-	6,960.10 0.00	8,149.90- 46.06%	1,250.10 0.00
201	SOCIAL SECURITY	55,507.00- 0.00	55,507.00-	22,639.30 0.00	32,867.70- 40.79%	4,767.58 0.00
204	STATE RETIREMENT	52,591.00- 0.00	52,591.00-	21,819.78 0.00	30,771.22- 41.49%	4,649.84 0.00
206	LIFE INSURANCE	251.00- 0.00	251.00-	100.32 0.00	150.68- 39.97%	25.08 0.00
207	MEDICAL INSURANCE	53,700.00- 0.00	53,700.00-	21,819.91 0.00	31,880.09- 40.63%	5,478.66 0.00
210	UNEMPLOYMENT COMPENSATION	1,400.00- 0.00	1,400.00-	33.92 0.00	1,366.08- 2.42%	0.00 0.00
212	EMPLOYER MEDICARE	12,982.00- 0.00	12,982.00-	5,294.76 0.00	7,687.24- 40.79%	1,115.13 0.00
307	COMMUNICATION	30,000.00- 0.00	30,000.00-	10,538.39 0.00	19,461.61- 35.13%	1,959.57 0.00
499	OTHER SUPPLIES AND MATERIALS	110,000.00- 0.00	110,000.00-	70,614.59 0.00	39,385.41- 54.20%	14,803.98 0.00
Total OFFICE OF THE PRINCIPAL		1,211,704.00- 0.00	1,211,704.00-	531,648.21 0.00	680,055.79 43.84%	112,837.05 0.00

Statement Of Expenditures And Encumbrances
DECEMBER 31, 2008

141 GENERAL PURPOSE SCHOOL
70000 EDUCATION
72000 SUPPORT SERVICES
72510 FISCAL SERVICES

Obj	Title	Original Appro Amendments	Total Appropriation	YTD Expenditures YTD Encumbrances	Unencumb Balance Percent Used	DECEMBER Exper DECEMBER Encum
119	ACCOUNTANTS/BOOKKEEPERS	110,585.00- 0.00	110,585.00-	55,292.04 0.00	55,292.96- 50.00%	9,215.34 0.00
162	CLERICAL PERSONNEL	30,564.00- 0.00	30,564.00-	15,282.00 0.00	15,282.00- 50.00%	2,547.00 0.00
189	OTHER SALARIES & WAGES	2,400.00- 0.00	2,400.00-	1,200.00 0.00	1,200.00- 50.00%	200.00 0.00
201	SOCIAL SECURITY	8,900.00- 0.00	8,900.00-	4,235.77 0.00	4,664.23- 47.59%	694.31 0.00
204	STATE RETIREMENT	7,622.00- 0.00	7,622.00-	3,793.17 0.00	3,828.83- 49.77%	635.18 0.00
207	MEDICAL INSURANCE	7,800.00- 0.00	7,800.00-	3,114.20 0.00	4,685.80- 39.93%	778.55 0.00
210	UNEMPLOYMENT COMPENSATION	168.00- 0.00	168.00-	0.00 0.00	168.00- 0.00%	0.00 0.00
212	EMPLOYER MEDICARE	2,081.00- 0.00	2,081.00-	1,008.02 0.00	1,072.98- 48.44%	165.28 0.00
355	TRAVEL	1,375.00- 0.00	1,375.00-	0.00 0.00	1,375.00- 0.00%	0.00 0.00
399	OTHER CONTRACTED SERVICES	8,200.00- 0.00	8,200.00-	8,167.38 0.00	32.62- 99.60%	0.00 0.00
411	DATA PROCESSING SUPPLIES	2,000.00- 0.00	2,000.00-	2,452.34 0.00	452.34- 122.62%	0.00 0.00
499	OTHER SUPPLIES AND MATERIALS	8,000.00- 0.00	8,000.00-	7,543.15 0.00	456.85- 94.29%	0.00 0.00
Total FISCAL SERVICES		189,695.00- 0.00	189,695.00-	102,088.07 0.00	87,606.93- 53.82%	14,235.66 0.00

Statement Of Expenditures And Encumbrances
DECEMBER 31, 2008

141 GENERAL PURPOSE SCHOOL
70000 EDUCATION
72000 SUPPORT SERVICES
72610 OPERATION OF PLANT

Obj	Title	Original Appro Amendments	Total Appropriation	YTD Expenditures YTD Encumbrances	Unencumb Balance Percent Used	DECEMBER Exper DECEMBER Encum
166	CUSTODIAL PERSONNEL	370,370.00- 0.00	370,370.00-	184,589.43 0.00	185,780.57- 49.84%	28,376.42 0.00
201	SOCIAL SECURITY	22,963.00- 0.00	22,963.00-	11,434.22 0.00	11,528.78- 49.79%	1,759.35 0.00
204	STATE RETIREMENT	16,333.00- 0.00	16,333.00-	6,687.99 0.00	9,645.01- 40.95%	1,003.63 0.00
210	UNEMPLOYMENT COMPENSATION	1,848.00- 0.00	1,848.00-	520.04 0.00	1,327.96- 28.14%	48.62 0.00
212	EMPLOYER MEDICARE	5,370.00- 0.00	5,370.00-	2,674.13 0.00	2,695.87- 49.80%	411.47 0.00
399	OTHER CONTRACTED SERVICES	65,000.00- 0.00	65,000.00-	31,975.11 0.00	33,024.89- 49.19%	5,919.92 0.00
410	CUSTODIAL SUPPLIES	42,000.00- 0.00	42,000.00-	33,206.52 0.00	8,793.48- 79.06%	149.50 0.00
415	ELECTRICITY	640,000.00- 0.00	640,000.00-	336,880.88 0.00	303,119.12- 52.64%	63,198.21 0.00
434	NATURAL GAS	250,000.00- 48,040.00	201,960.00-	187,000.00 0.00	44,960.00- 77.74%	0.00 0.00
454	WATER AND SEWER	65,000.00- 0.00	65,000.00-	22,798.45 0.00	42,201.55- 35.07%	4,678.23 0.00
501	BOILER INSURANCE	6,655.00- 0.00	6,655.00-	6,655.00 0.00	0.00 100.00%	0.00 0.00
502	BUILDING AND CONTENTS INSURANCE	117,307.00- 0.00	117,307.00-	117,307.00 0.00	0.00 100.00%	0.00 0.00
Total OPERATION OF PLANT		1,602,846.00- 48,040.00	1,554,806.00-	911,728.77 0.00	643,077.23- 58.64%	105,543.35 0.00

Statement Of Expenditures And Encumbrances
DECEMBER 31, 2008

141 GENERAL PURPOSE SCHOOL
70000 EDUCATION
72000 SUPPORT SERVICES
72620 MAINTENANCE OF PLANT

Obj	Title	Original Appro Amendments	Total Appropriation	YTD Expenditures YTD Encumbrances	Unencumb Balance Percent Used	DECEMBER DECEMBER	Expen Encum
167	MAINTENANCE PERSONNEL	86,342.00- 0.00	86,342.00-	41,970.76 0.00	44,371.24- 48.61%	9,128.46 0.00	0.00
201	SOCIAL SECURITY	5,353.00- 0.00	5,353.00-	2,602.20 0.00	2,750.80- 48.61%	578.37 0.00	0.00
204	STATE RETIREMENT	3,808.00- 0.00	3,808.00-	1,707.82 0.00	2,100.18- 44.85%	287.90 0.00	0.00
210	UNEMPLOYMENT COMPENSATION	168.00- 0.00	168.00-	0.00 0.00	168.00- 0.00%	0.00 0.00	0.00
212	EMPLOYER MEDICARE	1,252.00- 0.00	1,252.00-	608.56 0.00	643.44- 48.61%	135.26 0.00	0.00
335	MAINTENANCE AND REPAIR SERVICES-BUIL	50,000.00- 0.00	50,000.00-	0.00 0.00	50,000.00- 0.00%	0.00 0.00	0.00
338	MAINTENANCE AND REPAIR SERVICES-VEHI	500.00- 0.00	500.00-	135.24 0.00	364.76- 27.05%	0.00 0.00	0.00
499	OTHER SUPPLIES AND MATERIALS	151,500.00- 0.00	151,500.00-	66,551.14 0.00	84,948.86- 43.93%	8,544.54 0.00	0.00
Total MAINTENANCE OF PLANT		298,923.00- 0.00	298,923.00-	113,573.72 0.00	185,349.28- 37.99%	18,874.93 0.00	0.00

Statement Of Expenditures And Encumbrances
DECEMBER 31, 2008

141 GENERAL PURPOSE SCHOOL
70000 EDUCATION
72000 SUPPORT SERVICES
72710 TRANSPORTATION

Obj	Title	Original Appro Amendments	Total Appropriation	YTD Expenditures YTD Encumbrances	Unencumb Balance Percent Used	DECEMBER DECEMBER	Expen Encum
189	OTHER SALARIES & WAGES	26,925.00- 0.00	26,925.00-	11,966.80 0.00	14,958.20- 44.44%	1,495.85 0.00	0.00
201	SOCIAL SECURITY	1,670.00- 0.00	1,670.00-	741.90 0.00	928.10- 44.43%	92.75 0.00	0.00
210	UNEMPLOYMENT COMPENSATION	210.00- 0.00	210.00-	95.60 0.00	114.40- 45.52%	11.95 0.00	0.00
212	EMPLOYER MEDICARE	390.00- 0.00	390.00-	173.50 0.00	216.50- 44.49%	21.70 0.00	0.00
315	CONTRACTS WITH VEHICLE OWNERS	1,120,000.00- 0.00	1,120,000.00-	523,616.91 0.00	596,383.09- 46.75%	95,596.96 0.00	0.00
338	MAINTENANCE AND REPAIR SERVICES-VEHI	5,000.00- 0.00	5,000.00-	219.66 0.00	4,780.34- 4.39%	0.00 0.00	0.00
412	DIESEL FUEL	15,000.00- 0.00	15,000.00-	3,025.23 0.00	11,974.77- 20.17%	0.00 0.00	0.00
499	OTHER SUPPLIES AND MATERIALS	3,000.00- 0.00	3,000.00-	1,865.00 0.00	1,135.00- 62.17%	450.00 0.00	0.00
511	VEHICLE AND EQUIPMENT INSURANCE	3,000.00- 0.00	3,000.00-	3,000.00 0.00	0.00 100.00%	3,000.00 0.00	0.00
Total TRANSPORTATION		1,175,195.00- 0.00	1,175,195.00-	544,704.60 0.00	630,490.40- 46.35%	100,669.21 0.00	0.00

Statement Of Expenditures And Encumbrances
DECEMBER 31, 2008

141 GENERAL PURPOSE SCHOOL
70000 EDUCATION
72000 SUPPORT SERVICES
72810 CENTRAL AND OTHER

Obj	Title	Original Appro Amendments	Total Appropriation	YTD Expenditures YTD Encumbrances	Unencumb Balance Percent Used	DECEMBER DECEMBER	Expen Encum
189	OTHER SALARIES & WAGES	100,610.00- 0.00	100,610.00-	46,726.83 0.00	53,883.17- 46.44%	8,384.18 0.00	0.00
201	SOCIAL SECURITY	6,238.00- 0.00	6,238.00-	2,897.05 0.00	3,340.95- 46.44%	519.82 0.00	0.00
204	STATE RETIREMENT	4,437.00- 0.00	4,437.00-	2,035.47 0.00	2,401.60- 45.87%	369.72 0.00	0.00
210	UNEMPLOYMENT COMPENSATION	224.00- 0.00	224.00-	0.00 0.00	224.00- 0.00%	0.00 0.00	0.00
212	EMPLOYER MEDICARE	1,459.00- 0.00	1,459.00-	677.56 0.00	781.44- 46.44%	121.58 0.00	0.00
355	TRAVEL	400.00- 0.00	400.00-	0.00 0.00	400.00- 0.00%	0.00 0.00	0.00
499	OTHER SUPPLIES AND MATERIALS	4,400.00- 0.00	4,400.00-	480.37 0.00	3,919.63- 10.92%	0.00 0.00	0.00
Total CENTRAL AND OTHER		117,768.00- 0.00	117,768.00-	52,817.21 0.00	64,950.79- 44.85%	9,355.30 0.00	0.00
Total SUPPORT SERVICES		7,233,994.00- 36,698.19-	7,270,692.19-	3,501,321.55 0.00	3,769,370.64- 48.16%	550,420.76 0.00	0.00

Statement Of Expenditures And Encumbrances
DECEMBER 31, 2008

141 GENERAL PURPOSE SCHOOL
70000 EDUCATION
73000 OPERATION OF NON-INSTRUCTIONAL SERVICES
73100 FOOD SERVICE

Obj	Title	Original Appro Amendments	Total Appropriation	YTD Expenditures YTD Encumbrances	Unencumb Balance Percent Used	DECEMBER DECEMBER	Expen Encum
162	CLERICAL PERSONNEL	2,875.00- 0.00	2,875.00-	0.00 0.00	2,875.00- 0.00%	0.00 0.00	0.00
189	OTHER SALARIES & WAGES	5,454.00- 0.00	5,454.00-	1,393.80 0.00	4,060.20- 25.56%	227.25 0.00	0.00
201	SOCIAL SECURITY	516.00- 0.00	516.00-	86.41 0.00	429.59- 16.75%	14.08 0.00	0.00
204	STATE RETIREMENT	367.00- 0.00	367.00-	61.20 0.00	305.80- 16.68%	10.02 0.00	0.00
210	UNEMPLOYMENT COMPENSATION	56.00- 0.00	56.00-	11.15 0.00	44.85- 19.91%	1.82 0.00	0.00
212	EMPLOYER MEDICARE	121.00- 0.00	121.00-	20.21 0.00	100.79- 16.70%	3.30 0.00	0.00
Total FOOD SERVICE		9,389.00- 0.00	9,389.00-	1,572.77 0.00	7,816.23- 16.75%	256.47 0.00	0.00

Statement Of Expenditures And Encumbrances
DECEMBER 31, 2008

141 GENERAL PURPOSE SCHOOL
70000 EDUCATION
73000 OPERATION OF NON-INSTRUCTIONAL SERVICES
73300 COMMUNITY SERVICES

Obj	Title	Original Appr Amendments	Total Appropriation	YTD Expenditures YTD Encumbrances	Unencumb Balance Percent Used	DECEMBER DECEMBER	Expn Encum
105	SUPERVISOR/DIRECTOR	44,921.00- 0.00	44,921.00-	14,973.68 0.00	29,947.32- 33.33%		3,743.42 0.00
189	OTHER SALARIES & WAGES	30,738.00- 0.00	30,738.00-	14,818.80 0.00	15,919.20- 48.21%		2,469.80 0.00
201	SOCIAL SECURITY	4,691.00- 0.00	4,691.00-	1,775.27 0.00	2,915.73- 37.04%		167.18 0.00
204	STATE RETIREMENT	4,240.00- 0.00	4,240.00-	1,607.43 0.00	2,632.57- 37.91%		349.25 0.00
207	MEDICAL INSURANCE	16,876.00- 0.00	16,876.00-	6,446.76 0.00	10,429.24- 38.20%		1,611.69 0.00
210	UNEMPLOYMENT COMPENSATION	112.00- 0.00	112.00-	0.00 0.00	112.00- 0.00%		0.00 0.00
212	EMPLOYER MEDICARE	1,097.00- 0.00	1,097.00-	419.18 0.00	687.82- 37.85%		65.87 0.00
355	TRAVEL	2,500.00- 0.00	2,500.00-	672.42 0.00	1,828.58- 26.86%		147.12 0.00
499	OTHER SUPPLIES AND MATERIALS	11,296.00- 0.00	11,296.00-	1,299.22 0.00	9,996.78- 13.50%		124.90 0.00
Total COMMUNITY SERVICES		116,471.00- 0.00	116,471.00-	42,007.76 0.00	74,463.24- 36.07%		8,899.23 0.00
Total OPERATION OF NON-INSTRUCTIONAL		125,860.00-	125,860.00-	43,580.53	82,279.47- 34.63%		9,155.70

Statement Of Expenditures And Encumbrances
DECEMBER 31, 2008

141 GENERAL PURPOSE SCHOOL
70000 EDUCATION
76000 CAPITAL OUTLAY
76200 REGULAR CAPITAL OUTLAY

Obj	Title	Original Appr Amendments	Total Appropriation	YTD Expenditures YTD Encumbrances	Unencumb Balance Percent Used	DECEMBER DECEMBER	Expn Encum
304	ARCHITECTS	0.00 0.00	0.00	10,564.24 0.00	10,564.24 0.00%		0.00 0.00
321	ENGINEERING SERVICES	10,565.00- 0.00	10,565.00-	0.00 0.00	10,565.00- 0.00%		0.00 0.00
715	LAND	0.00 0.00	0.00	5,000.00 0.00	5,000.00 0.00%		5,000.00 0.00
Total REGULAR CAPITAL OUTLAY		10,565.00- 0.00	10,565.00-	15,564.24 0.00	4,999.24- 147.32%		5,000.00 0.00
Total CAPITAL OUTLAY		10,565.00-	10,565.00-	15,564.24	4,999.24- 147.32%		5,000.00
Total EDUCATION		20,116,231.00- 533,458.57-	20,649,689.57-	8,753,939.80 0.00	11,895,749.77- 42.19%		1,625,620.00 0.00

Statement Of Expenditures And Encumbrances
DECEMBER 31, 2008

141 GENERAL PURPOSE SCHOOL
80000 DEBT SERVICE
82100 PRINCIPAL ON DEBT
82130 EDUCATION

Obj	Title	Original Appr Amendments	Total Appropriation	YTD Expenditures YTD Encumbrances	Unencumb Balance Percent Used	DECEMBER DECEMBER	Expn Encum
601	PRINCIPAL ON BONDS	297,676.00- 0.00	297,676.00-	0.00 0.00	297,676.00- 0.00%		0.00 0.00
Total EDUCATION		297,676.00- 0.00	297,676.00-	0.00 0.00	297,676.00- 0.00%		0.00 0.00
Total PRINCIPAL ON DEBT		297,676.00-	297,676.00-		297,676.00-		
Total DEBT SERVICE		297,676.00- 0.00	297,676.00-	0.00 0.00	297,676.00- 0.00%		0.00 0.00
Total Expenditures		20,413,907.00- 533,458.57-	20,947,365.57-	8,753,939.80 0.00	12,193,425.77- 41.79%		1,625,620.00 0.00
Total Other Uses		0.00 0.00	0.00	0.00 0.00	0.00 0.00%		0.00 0.00
Total GENERAL PURPOSE SCHOOL		20,413,907.00- 533,458.57-	20,947,365.57-	8,753,939.80 0.00	12,193,425.77- 41.79%		1,625,620.00 0.00

A Motion was made by Stanley Boles and Second by Janet Holloway to Approve the School Budget Report – 141 General Purpose – Pages 1 thru 26 – Quarter Ending December 31, 2008 as presented.

County Chairman, Gary England called for an Aye Vote. Motion Carried.

School Budget Report – 142 School Federal Projects – Pages 27 thru 35 – Quarter Ending December 31, 2008 was presented for Approval.

ACQ705C 2009/01/09 18:59:59 Union Co Board of Education FlexGen4 (6.1U) Page: 27

Statement Of Expenditures And Encumbrances
DECEMBER 31, 2008

142 SCHOOL FEDERAL PROJECTS
70000 EDUCATION
71000 INSTRUCTION
71100 REGULAR INSTRUCTION PROGRAM

Obj	Title	Original Appro Amendments	Total Appropriation	YTD Expenditures YTD Encumbrances	Unencumb Balance Percent Used	DECEMBER Expen DECEMBER Encum
116	TEACHERS	327,200.51- 57,205.63-	384,406.14-	119,270.20 0.00	265,135.94 31.03%	23,798.17 0.00
163	EDUCATIONAL ASSISTANTS	144,355.00- 1,117.17	143,237.83-	61,275.82 0.00	81,962.01 42.78%	11,045.58 0.00
189	OTHER SALARIES & WAGES	0.00 1,860.70	0,860.70-	39,537.28 0.00	37,676.58 2124.86%	7,960.78 0.00
195	CERTIFIED SUBSTITUTE TEACHERS	37.09- 24.54-	61.63-	0.00 0.00	61.63- 0.00%	0.00 0.00
198	NON CERTIFIED SUBSTITUTE TEACHERS	24,049.92- 24.13-	24,074.05-	3,557.98 0.00	20,516.07 14.78%	915.90 0.00
201	SOCIAL SECURITY	31,595.21- 4,870.80-	36,466.03-	13,591.40 0.00	22,874.63- 37.27%	2,624.61 0.00
204	STATE RETIREMENT	29,743.57- 1,191.37-	30,934.94-	12,669.71 0.00	18,175.23- 41.08%	2,502.96 0.00
207	MEDICAL INSURANCE	13,421.23- 9,036.72-	22,457.95-	9,385.92 0.00	13,071.03- 41.80%	2,346.73 0.00
210	UNEMPLOYMENT COMPENSATION	1,417.89- 169.05-	1,586.94-	104.54 0.00	1,482.40- 6.59%	13.21 0.00
212	EMPLOYER MEDICARE	7,437.92- 1,051.49	8,489.41-	3,178.58 0.00	5,310.83 37.44%	613.84 0.00
399	OTHER CONTRACTED SERVICES	0.00 23,515.00-	23,515.00-	100.00 0.00	23,415.00- 0.43%	0.00 0.00
429	INSTRUCTIONAL SUPPLIES AND MATERIALS	68,404.91 52,487.65-	120,892.56-	55,548.44 0.00	65,344.12 45.95%	6,212.54 0.00
499	OTHER SUPPLIES AND MATERIALS	82,706.44 24,523.06-	107,229.50-	65,153.06 0.00	42,076.44- 60.76%	1,365.70 0.00
Total REGULAR INSTRUCTION PROGRAM		730,369.71 174,752.97	905,122.68	381,373.93 0.00	523,748.75- 42.36%	59,460.03 0.00

ACQ705C 2009/01/09 18:59:59 Union Co Board of Education FlexGen4 (6.1U) Page: 28

Statement Of Expenditures And Encumbrances
DECEMBER 31, 2008

142 SCHOOL FEDERAL PROJECTS
70000 EDUCATION
71000 INSTRUCTION
71200 SPECIAL EDUCATION PROGRAM

Obj	Title	Original Appro Amendments	Total Appropriation	YTD Expenditures YTD Encumbrances	Unencumb Balance Percent Used	DECEMBER Expen DECEMBER Encum
116	TEACHERS	269,908.67 0.00	269,908.67-	89,600.01 0.00	180,308.66- 33.20%	0.00 0.00
163	EDUCATIONAL ASSISTANTS	135,466.78- 0.00	135,466.78-	62,865.63 0.00	72,601.15- 46.43%	10,534.18 0.00
189	OTHER SALARIES & WAGES	115,847.62- 0.00	115,847.62-	53,870.57 0.00	61,977.05- 46.50%	12,114.91 0.00
195	CERTIFIED SUBSTITUTE TEACHERS	0.00 0.00	0.00	528.84 0.00	528.84 0.00%	58.76 0.00
198	NON-CERTIFIED SUBSTITUTE TEACHERS	2,100.00- 0.00	2,100.00-	2,299.64 0.00	199.64 169.51%	882.42 0.00
201	SOCIAL SECURITY	32,113.21- 0.00	32,113.21-	12,129.13 0.00	19,984.08 37.77%	2,184.09 0.00
204	STATE RETIREMENT	26,793.38- 0.00	26,793.38-	9,884.69 0.00	16,908.69 36.89%	1,726.39 0.00
207	MEDICAL INSURANCE	8,629.50- 0.00	8,629.50-	0.00 0.00	8,629.50 0.00%	0.00 0.00
210	UNEMPLOYMENT COMPENSATION	1,306.40- 0.00	1,306.40-	83.07 0.00	1,223.33 6.36%	12.63 0.00
212	EMPLOYER MEDICARE	7,531.28- 0.00	7,531.28-	3,022.75 0.00	4,508.53 40.14%	558.00 0.00
322	EVALUATION AND TESTING	0.00 0.00	0.00	429.00 0.00	429.00 0.00%	429.00 0.00
316	MAINTENANCE AND REPAIR SERVICES-EQUI	4,297.01- 0.00	4,297.01-	0.00 0.00	4,297.01- 0.00%	0.00 0.00
399	OTHER CONTRACTED SERVICES	4,915.00 0.00	4,915.00-	0.00 0.00	4,915.00- 0.00%	0.00 0.00
429	INSTRUCTIONAL SUPPLIES AND MATERIALS	31,723.67- 0.00	31,723.67-	0.00 0.00	31,723.67 0.00%	0.00 0.00
499	OTHER SUPPLIES AND MATERIALS	60,935.57 0.00	60,935.57-	8,975.72 0.00	51,959.85- 14.73%	0.50 0.00

ACQ705C 2009/01/09 18:59:59 Union Co Board of Education FlexGen4 (6.1U) Page: 29

Statement Of Expenditures And Encumbrances
DECEMBER 31, 2008

142 SCHOOL FEDERAL PROJECTS
70000 EDUCATION
71000 INSTRUCTION
71200 SPECIAL EDUCATION PROGRAM

Obj	Title	Original Appro Amendments	Total Appropriation	YTD Expenditures YTD Encumbrances	Unencumb Balance Percent Used	DECEMBER Expen DECEMBER Encum
Total SPECIAL EDUCATION PROGRAM		701,568.09- 0.00	701,568.09-	241,689.05 0.00	457,879.04 34.73%	43,523.89 0.00

Statement Of Expenditures And Encumbrances
DECEMBER 31, 2008

142 SCHOOL FEDERAL PROJECTS
70000 EDUCATION
71000 INSTRUCTION
71300 VOCATIONAL EDUCATION PROGRAM

Obj	Title	Original Appro Amendments	Total Appropriation	YTD Expenditures YTD Encumbrances	Unencumb Balance Percent Used	DECEMBER Expen DECEMBER Encum
429	INSTRUCTIONAL SUPPLIES AND MATERIALS	20,033.00- 0.00	20,033.00-	13,606.65 0.00	6,426.35 67.92%	0.00 0.00
499	OTHER SUPPLIES AND MATERIALS	10,000.00- 0.00	10,000.00-	1,164.86 0.00	8,835.14- 22.65%	901.11 0.00
730	VOCATIONAL INSTRUCTION EQUIPMENT	26,000.00 0.00	26,000.00	0.00 0.00	26,000.00- 0.00%	0.00 0.00
Total VOCATIONAL EDUCATION PROGRAM		56,033.00- 0.00	56,033.00-	14,771.51 0.00	41,261.49 26.36%	901.11 0.00
Total INSTRUCTION		1,487,970.80- 174,752.97-	1,662,723.77	641,834.49	1,020,889.28- 38.60%	103,905.25

Statement Of Expenditures And Encumbrances
DECEMBER 31, 2008

142 SCHOOL FEDERAL PROJECTS
70000 EDUCATION
72000 SUPPORT SERVICES
72130 OTHER STUDENT SUPPORT

Obj	Title	Original Appro Amendments	Total Appropriation	YTD Expenditures YTD Encumbrances	Unencumb Balance Percent Used	DECEMBER Expen DECEMBER Encum
189	OTHER SALARIES & WAGES	18,368.19- 0.00	18,368.19-	9,325.25 0.00	9,042.94 50.77%	905.25 0.00
201	SOCIAL SECURITY	1,142.60- 0.00	1,142.60-	578.19 0.00	564.41 50.60%	61.08 0.00
204	STATE RETIREMENT	22.09- 0.00	22.09-	157.80 0.00	135.71 714.35%	0.00 0.00
210	UNEMPLOYMENT COMPENSATION	190.31- 0.00	190.31-	9.00 0.00	181.31 4.73%	0.00 0.00
212	EMPLOYER MEDICARE	268.65- 0.00	268.65-	135.21 0.00	133.44 50.39%	14.28 0.00
355	TRAVEL	9,000.00- 0.00	9,000.00-	1,277.09 0.00	7,722.91- 14.19%	0.00 0.00
499	OTHER SUPPLIES AND MATERIALS	57.65- 0.00	57.65-	0.00 0.00	57.65- 0.00%	0.00 0.00
524	IN SERVICE/ STAFF DEVELOPMENT	6,600.00- 0.00	6,600.00-	6,394.37 0.00	205.63 96.88%	0.00 0.00
599	OTHER CHARGES	2,912.11- 40.00	2,872.11-	808.92 0.00	2,063.19- 28.16%	808.92 0.00
Total OTHER STUDENT SUPPORT		38,561.60- 40.00	38,521.60-	18,685.83 0.00	19,835.77 48.51%	1,869.48 0.00

Statement Of Expenditures And Encumbrances
DECEMBER 31, 2008

142 SCHOOL FEDERAL PROJECTS
70000 EDUCATION
72000 SUPPORT SERVICES
72210 REGULAR INSTRUCTION PROGRAM

Obj	Title	Original Appro Amendments	Total Appropriation	YTD Expenditures YTD Encumbrances	Unencumb Balance Percent Used	DECEMBER Expen DECEMBER Encum
105	SUPERVISOR/DIRECTOR	79,122.00- 189.00-	79,311.00-	38,471.48 0.00	39,839.52- 49.77%	6,578.58 0.00
116	TEACHERS	24,707.00- 0.00	24,707.00-	0.00 0.00	24,707.00- 0.00%	0.00 0.00
162	CLERICAL PERSONNEL	30,151.00- 1,201.39-	31,352.39-	15,075.48 0.00	16,276.91- 48.08%	2,512.58 0.00
189	OTHER SALARIES & WAGES	148,009.90- 13,222.00-	134,787.90-	32,265.00 0.00	102,521.90- 23.94%	8,066.50 0.00
201	SOCIAL SECURITY	17,627.64- 66.52	17,694.16-	5,003.75 0.00	12,690.41- 28.28%	982.93 0.00
204	STATE RETIREMENT	15,188.18- 1,463.00-	16,651.18-	5,262.82 0.00	11,388.36- 31.61%	1,051.02 0.00
207	MEDICAL INSURANCE	19,472.00- 4,528.71-	24,000.71-	5,140.24 0.00	18,860.47- 21.42%	1,285.06 0.00
210	UNEMPLOYMENT COMPENSATION	518.00 10.60	507.40-	56.00 0.00	451.40 11.24%	0.00 0.00
212	EMPLOYER MEDICARE	4,123.37- 131.28-	4,254.65-	1,170.22 0.00	3,084.43- 27.50%	229.68 0.00
355	TRAVEL	20,818.21 1,585.55	22,403.76-	2,641.83 0.00	19,761.93- 11.79%	365.04 0.00
499	OTHER SUPPLIES AND MATERIALS	11,944.32- 40.00	11,904.32-	8,868.16 0.00	3,036.16- 74.50%	907.68 0.00
524	IN SERVICE/ STAFF DEVELOPMENT	154,451.06- 56,431.95	98,019.11-	32,987.41 0.00	65,031.70- 33.65%	585.78 0.00
599	OTHER CHARGES	32,493.69- 100.00	32,393.69-	17,645.67 0.00	14,748.02- 54.47%	2,475.81 0.00
730	OTHER EQUIPMENT	5,000.00- 1,651.08	6,651.08-	334.96 0.00	6,316.12- 5.04%	0.00 0.00
Total REGULAR INSTRUCTION PROGRAM		563,626.37- 58,988.02	504,638.35-	165,924.02 0.00	338,714.33- 32.88%	25,040.16 0.00

Statement Of Expenditures And Encumbrances
DECEMBER 31, 2008

142 SCHOOL FEDERAL PROJECTS
70000 EDUCATION
72000 SUPPORT SERVICES
72220 SPECIAL EDUCATION PROGRAM

Obj	Title	Original Appro Amendments	Total Appropriation	YTD Expenditures YTD Encumbrances	Unencumb Balance Percent Used	DECEMBER Expen DECEMBER Encum
355	TRAVEL	33,529.07 0.00	33,529.07-	47.86 0.00	33,481.23 0.14%	0.00 0.00
499	OTHER SUPPLIES AND MATERIALS	6,000.00- 0.00	6,000.00-	382.02- 0.00	6,382.02- 6.37%	382.02- 0.00
524	IN SERVICE/ STAFF DEVELOPMENT	29,241.39 0.00	29,241.39	6,657.61 0.00	22,583.78 22.77%	525.00 0.00
Total SPECIAL EDUCATION PROGRAM		68,770.46- 0.00	68,770.46-	6,123.43 0.00	62,447.03- 9.19%	142.98 0.00

Statement Of Expenditures And Encumbrances
DECEMBER 31, 2008

142 SCHOOL FEDERAL PROJECTS
70000 EDUCATION
72000 SUPPORT SERVICES
72710 TRANSPORTATION

Obj	Title	Original Appr Amendments	Total Appropriation	YTD Expenditures YTD Encumbrances	Unencumb Balance Percent Used	DECEMBER EXPEN	Encum
189	OTHER SALARIES & WAGES	10,000.00- 0.00	10,000.00-	0.00 0.00	10,000.00- 0.00%	0.00	0.00
201	SOCIAL SECURITY	170.00- 0.00	170.00-	0.00 0.00	170.00- 0.00%	0.00	0.00
204	STATE RETIREMENT	259.00- 0.00	259.00-	0.00 0.00	259.00- 0.00%	0.00	0.00
210	UNEMPLOYMENT COMPENSATION	56.00- 0.00	56.00-	0.00 0.00	56.00- 0.00%	0.00	0.00
212	EMPLOYER MEDICARE	145.00- 0.00	145.00-	0.00 0.00	145.00- 0.00%	0.00	0.00
313	CONTRACTS WITH PARENTS	19,217.47 0.00	19,217.47-	1,971.64 0.00	17,245.83- 10.26%	119.38 0.00	0.00
315	CONTRACTS WITH VEHICLE OWNERS	130,000.11- 0.00	130,000.11-	64,851.53 0.00	65,148.58- 49.85%	11,960.50 0.00	0.00
524	IN SERVICE/ STAFF DEVELOPMENT	4,000.00- 0.00	4,000.00-	190.00 0.00	3,810.00- 4.75%	190.00 0.00	0.00
	Total TRANSPORTATION	163,847.58 0.00	163,847.58-	67,013.17 0.00	96,834.41- 40.92%	12,269.88 0.00	0.00
	Total SUPPORT SERVICES	834,806.01- 59,028.02	775,777.99-	257,946.45 0.00	517,831.54- 33.25%	39,322.70 0.00	0.00
	Total EDUCATION	2,322,776.81- 115,724.95-	2,438,501.76-	899,780.94 0.00	1,538,720.82- 36.92%	143,227.95 0.00	0.00

Statement Of Expenditures And Encumbrances
DECEMBER 31, 2008

142 SCHOOL FEDERAL PROJECTS
99000 OTHER USES
99100 TRANSFERS OUT

Obj	Title	Original Appr Amendments	Total Appropriation	YTD Expenditures YTD Encumbrances	Unencumb Balance Percent Used	DECEMBER EXPEN	Encum
504	INDIRECT COST	28,051.00- 0.00	28,051.00-	0.00 0.00	28,051.00- 0.00%	0.00 0.00	0.00
	Total TRANSFERS OUT	28,051.00- 0.00	28,051.00-	0.00 0.00	28,051.00- 0.00%	0.00 0.00	0.00
	Total OTHER USES	28,051.00- 0.00	28,051.00-	0.00 0.00	28,051.00- 0.00%	0.00 0.00	0.00
	Total Expenditures	2,322,776.81- 115,724.95-	2,438,501.76-	899,780.94 0.00	1,538,720.82- 36.90%	143,227.95 0.00	0.00
	Total Other Uses	28,051.00- 0.00	28,051.00-	0.00 0.00	28,051.00- 0.00%	0.00 0.00	0.00
	Total SCHOOL FEDERAL PROJECTS	2,350,827.81- 115,724.95-	2,466,552.76-	899,780.94 0.00	1,566,771.82- 36.88%	143,227.95 0.00	0.00

G/L Month: 12 DECEMBER
Beginning Account: 141-
Ending Account: 142-ZZZZZ-ZZZ

* End of Report: UNION CO BOARD OF EDUCATION *

A Motion was made by **Charlie Cox** and **Second** by **Lynn Beeler** to **Approve** the School Budget Report – 142 School Federal Projects – Pages 27 thru 35 – Quarter Ending December 31, 2008 as presented.

County Chairman, Gary England called for an **Aye Vote. Motion Carried.**

7. OLD BUSINESS

Wayne Goforth, Interim Director of Union County School System, was present and updated the County Commission on School Building Plans. Mark Randolph, Architect with Michael Brady, Inc. was also present and presented the County Commission with Projected Estimated Total Cost for New Elementary Schools and Total Costs to Existing Elementary Schools in Union County.

NEW BUSINESS

Resolution No 02 01-12-09 (Ford Excursion and Haz-Mat Trailer) was presented for Approval.

Resolution No. 02 01-12-09

Whereas, the Ford Excursion and Haz- Mat Trailer were obtained through a Grant awarded to Union County and;


Whereas, the use of the Ford Excursion and Haz- Mat Trailer is for Emergencies within Union County and;


Whereas, the intended use of both the Ford Excursion and Haz- Mat Trailer is to be used by Emergency Agencies within Union County including but not limited to the EMA, Ambulance, Fire Departments and Rescue Squad.


Whereas, in the event of an Emergency the Fire Chiefs, Captain of the Rescue Squad, Ambulance Director, EMA Director or their designee, will have access to the Ford Excursion and Haz-mat trailer.

Therefore, let it be resolved that the Keys to both the Ford Excursion and Haz-mat trailer shall be made available at all times and located on the wall of the Union County 911 Dispatch Center, where there shall be a sign in sign out sheet for both the Ford Excursion as well as the Haz-Mat Trailer. If any damage is made to vehicle equipment or trailer, it must be reported to the County Mayor.

Duly adopted this 12th day of January, 2009


Union County Mayor


Chairman County Commission



Union County Commission vote:

For: 10

Against: 4

A Motion was made by Charlie Cox and Second by Janet Holloway to Approve Resolution No 02 01-12-09 as presented.

County Chairman, Gary England called for a **Roll Call Vote**. Commissioners Voting For: Elmer Bailey, Stanley Boles, Wayne Cole, Wayne Collins, Charlie Cox, Gary England, Kenny Hill, Janet Holloway, Mike Sexton and Doyle Welch. Commissioners Voting No: Lynn Beeler, Brenda Jessee, Joyce Meltabarger and J. T. Washam. **Motion Carried.**

8. **A Motion was made by Charlie Cox and Second by Kenny Hill to Adjourn.**

County Chairman, Gary England called for an **Aye Vote**. **Motion Carried.** Union County Commission's Regular Monthly Meeting was **Adjourned at 8:55 P.M.**