

The Union County Commission met in Regular Called Meeting at 7:00 P.M. on Monday, August 8, 2011 at the Union County Courthouse. The Honorable Mike Williams, County Chairman, Presiding. A quorum being present, Union County Commission was duly opened at 7:00 PM. by Trever Warwick, Deputy Sheriff.

The Agenda for August 8, 2011 is as follows:

1. Invocation
2. Pledge of Allegiance
3. Roll Call
4. Approve Minutes of July 11, 2011 Regular Meeting
5. Approve Notaries
6. Committee Reports and Correspondence
  - A. County Mayor's Report – Quarter Ending June 30, 2011
  - B. Highway Department Report – Quarter Ending June 30, 2011
  - C. Revenue Committee Report – Quarter Ending June 30, 2011
  - D. School Budget Report – Quarter Ending June 30, 2011
7. Approve or Disapprove Resolutions Concerning All Budgets for Union County
  - A. **Resolution No 01 08-08-2011** Appropriation Tax
  - B. **Resolution No 02 08-08-2011** Tax Levy
  - C. **Resolution No 03 08-08-2011** Non-Profit/Charitable Contributions
8. Appoint E-911 Board Members
9. Old Business/New Business
  - A. Approve or Disapprove Resolution to Transfer Funds from General Purpose School Funds to Federal Projects Fund for Fiscal Year Ending June 30, 2012
10. Adjourn

1. Invocation by Commissioner Wayne Roach.
2. Pledge of Allegiance was led by Commissioner R. L. Jones.
3. Roll call by Pam Ailor, Union County Clerk. **Commissioners Present:** J. M. Bailey, Stanley Boles, Jeff Brantley, Bill Cox, Gary England, Dawn Flatford, Jonathan Goforth, Dean Hill, Janet Holloway, Brenda Jessee, R. L. Jones, Joyce Meltabarger, Wayne Roach, Mike Sexton, Chris Upton, and Doyle Welch.

**Commissioners Absent:** Sheila Buckner.

4. A **Motion** was made by **R. L. Jones** and **Second** by **Gary England** to **Approve** the minutes of July 11, 2011 regular meeting.

County Chairman, Mike Williams called for an **Aye Vote**. **Motion Carried.**

5. A **Motion** was made by **Joyce Meltabarger** and **Second** by **Janet Holloway** to **Approve** the following Notaries: Catherine J. Atkins, Linney Atkins, and Treca Lawson.

County Chairman, Mike Williams called for an **Aye Vote**. **Motion Carried.**

6. Committee Reports and Correspondence

A. County Mayor's Report – Quarter Ending June 30, 2011 was not available.

B. Highway Department Report – Quarter Ending June 30, 2011 was presented.

COUNTY OF UNION TENNESSEE  
OFFICE OF COUNTY HIGHWAY DEPT

QUARTERLY STATEMENT OF FUND ACCOUNTS

For the Quarter Ending June 30, 2011

Fund Account	Yours Cash at of Quarter	Warrants Outstanding at of Quarter	Fund Cash at of Quarter	AAA Receipts for Quarter	Warrants Issued for Quarter	Township Cont. Fund Receipts	Debit Transfer	Credit Transfer	Fund Cash at End of Quarter	Outstanding Warrants at End of Quarter	Township Cont. at End of Quarter
Highway Fund	\$271,762.33	\$46,428.23	\$232,313.60	\$377,526.90	\$341,742.34	\$1,424.88	\$0.85		\$244,904.89	\$37,648.39	\$382,721.31
<b>TOTALS</b>	<b>\$271,762.33</b>	<b>\$46,428.23</b>	<b>\$232,313.60</b>	<b>\$377,526.90</b>	<b>\$341,742.34</b>	<b>\$1,424.88</b>	<b>\$0.85</b>	<b>\$0.85</b>	<b>\$244,904.89</b>	<b>\$37,648.39</b>	<b>\$382,721.31</b>
Fund Accounts	List Outstanding Warrant Numbers										Amount
45926											120.00
45752											1,900.94
46746											7.55
46826											30.40
46980-46975											34,579.07
TOTAL OF OUTSTANDING WARRANTS ON										June 30, 2011	\$37,648.39

County Hwy. Dept.  
Accounts payable June 30, 2011

Union Farmers Coop	Auto Repairs, Tires	804.50
Affordable Ace Hardware	L.E. Parts, H.E. Parts	28.71
Keystone Road Quarry	Stone	5,585.40
D&M Distributing	L.E. Parts	424.09
Patterson Bros.	Stone	222.06
City Auto Parts	Lube, H.E. Parts	28.13
Alternator & Starter Spec.	L.E. Parts	59.80
True American Greasors	Gas, Diesel	14,935.54
Turkey's Dry Dock	Contracted Work	1,593.47
Advance Auto Parts	L.E. Parts, Lube, Shop	965.60
B & Hat Mix Asphalt	Hot Mix Asphalt	10,023.32
Landonack International	L.E. Part	33.21
<b>TOTAL</b>		<b>34,772.83</b>


A **Motion** was made by **Gary England** and **Second** by **Mike Sexton** to **Approve** the Highway Department Report – Quarter Ending June 30, 2011 as presented.

County Chairman, Mike Williams called for a **Roll Call Vote**. **Commissioners Voting For:** J. M. Bailey, Stanley Boles, Jeff Brantley, Gary England, Dawn Flatford, Jonathan Goforth, Dean Hill, Janet Holloway, Brenda Jessee, R. L. Jones, Joyce Meltabarger, Wayne Roach, Mike Sexton, Chris Upton, and Doyle Welch. **Commissioners Voting No:** None. **Commissioners Passing:** Bill Cox. **Motion Carried.**

- C. Revenue Committee Report – Quarter Ending June 30, 2011 was not available.
- D. School Budget Report – Quarter Ending June 30, 2011 was presented.

**REPORT OF EXPENDITURES FROM SCHOOL FUNDS  
AND GENERAL CONDITIONS OF SCHOOLS  
QUARTER ENDING JUNE 30, 2011**

In Accordance with Chapter 14,  
Acts 1925, this report is  
Respectfully submitted to The  
Honorable Union County  
Commission.

  
D. Wayne Goforth  
Director of Schools

ACQ705C 2011/08/07 04:38:27

Union Co Board of Education

FlexGen4(7.0U)

Page: 1

Statement Of Expenditures And Encumbrances  
JUNE 30, 2011

141 GENERAL PURPOSE SCHOOL  
70000 EDUCATION  
71000 INSTRUCTION  
71100 REGULAR INSTRUCTION PROGRAM

Obj	Title	Original Appro Amendments	Total Appropriation	YTD Expenditures YTD Encumbrances	Unencumb Balance Percent Used	JUNE Expen JUNE Encum
116	TEACHERS	6,813,939.00- 3,230.56-	6,817,169.56-	6,815,816.34 0.00	1,353.22- 99.98%	1,635,010.66 0.00
117	CAREER LADDER PROGRAM	100,000.00- 0.00	100,000.00-	88,760.02 0.00	11,239.98- 88.76%	3,242.52 0.00
127	CAREER LADDER EXTENDED CONTRACTS	51,610.00- 0.00	51,610.00-	58,167.50 0.00	6,557.50 112.71%	50,558.54 0.00
128	HOMEBOUND TEACHERS	25,000.00- 0.00	25,000.00-	21,626.25 0.00	3,373.75- 86.51%	0.00 0.00
162	CLERICAL PERSONNEL	14,883.00- 1,498.00	13,385.00-	16,048.80 0.00	2,663.80 119.90%	743.00 0.00
163	EDUCATIONAL ASSISTANTS	219,679.00- 5,164.10	214,514.90-	202,897.37 0.00	11,617.53- 94.58%	1,022.47 0.00
189	OTHER SALARIES & WAGES	11,930.00- 1,150.00	10,780.00-	11,340.23 0.00	560.23 105.20%	0.00 0.00
195	CERTIFIED SUBSTITUTE TEACHERS	56,000.00- 1,000.00	55,000.00-	62,206.22 0.00	7,206.22 113.10%	47,160.21 0.00
198	NON-CERTIFIED SUBSTITUTE TEACHERS	51,635.00- 3,474.36-	55,109.36-	122,690.06 0.00	67,580.70 222.63%	0.00 0.00
201	SOCIAL SECURITY	460,019.00- 1,168.64	458,850.36-	437,939.54 0.00	20,910.82- 95.44%	106,406.32 0.00
204	STATE RETIREMENT	657,225.00- 102.63	657,122.37-	646,651.50 0.00	10,470.87- 98.41%	157,086.80 0.00
206	LIFE INSURANCE	4,105.00- 0.60	4,104.40-	4,081.20 0.00	23.20- 99.43%	408.12 0.00
207	MEDICAL INSURANCE	821,410.00- 130,929.19-	952,339.19-	963,397.23 0.00	11,058.04 101.16%	103,595.74 0.00
210	UNEMPLOYMENT COMPENSATION	10,380.00- 37.12	10,342.88-	9,257.10 0.00	1,085.78- 89.50%	14.94 0.00
212	EMPLOYER MEDICARE	107,586.00- 262.40	107,323.60-	102,817.31 0.00	4,506.29- 95.80%	24,713.50 0.00

Statement Of Expenditures And Encumbrances  
JUNE 30, 2011

141 GENERAL PURPOSE SCHOOL  
70000 EDUCATION  
71000 INSTRUCTION  
71100 REGULAR INSTRUCTION PROGRAM

Obj	Title	Original Appro Amendments	Total Appropriation	YTD Expenditures YTD Encumbrances	Unencumb Balance Percent Used	JUNE Expen JUNE Encum
336	MAINTENANCE AND REPAIR SERVICES-EQUI	2,000.00- 0.00	2,000.00-	0.00 0.00	2,000.00- 0.00%	0.00 0.00
399	OTHER CONTRACTED SERVICES	4,000.00- 0.00	4,000.00-	1,979.31 0.00	2,020.69- 49.48%	0.00 0.00
429	INSTRUCTIONAL SUPPLIES AND MATERIALS	131,424.75- 3,446.53	127,978.22-	127,592.48 0.00	385.74- 99.70%	6,843.34 0.00
449	TEXTBOOKS	168,000.00- 8,363.66-	176,363.66-	165,139.69 0.00	11,223.97- 93.64%	0.00 0.00
499	OTHER SUPPLIES AND MATERIALS	6,000.00- 1,228.68-	7,228.68-	1,577.68 0.00	5,651.00- 21.83%	0.00 0.00
722	REGULAR INSTRUCTION EQUIPMENT	10,000.00- 78,523.00-	88,523.00-	78,523.00 0.00	10,000.00- 88.70%	54,623.00 0.00
Total REGULAR INSTRUCTION PROGRAM		9,726,825.75- 211,919.43-	9,938,745.18-	9,938,508.83 0.00	236.35- 100.00%	2,191,429.16 0.00

Statement Of Expenditures And Encumbrances  
JUNE 30, 2011

141 GENERAL PURPOSE SCHOOL  
70000 EDUCATION  
71000 INSTRUCTION  
71200 SPECIAL EDUCATION PROGRAM

Obj	Title	Original Appro Amendments	Total Appropriation	YTD Expenditures YTD Encumbrances	Unencumb Balance Percent Used	JUNE Expen JUNE Encum
116	TEACHERS	1,035,444.00- 0.00	1,035,444.00-	1,077,874.37 0.00	42,430.37 104.10%	260,796.89 0.00
117	CAREER LADDER PROGRAM	9,000.00- 0.00	9,000.00-	7,972.50 0.00	1,027.50- 88.58%	10.00- 0.00
128	HOMEBOUND TEACHERS	7,000.00- 0.00	7,000.00-	6,172.50 0.00	827.50- 88.18%	0.00 0.00
163	EDUCATIONAL ASSISTANTS	138,188.00- 0.00	138,188.00-	124,461.18 0.00	13,726.82- 90.07%	3,720.40 0.00
171	SPEECH PATHOLOGIST	37,571.00- 0.00	37,571.00-	42,062.00 0.00	4,491.00 111.95%	4,206.20 0.00
189	OTHER SALARIES & WAGES	2,000.00- 0.00	2,000.00-	7,822.84 0.00	5,822.84 391.14%	0.00 0.00
195	CERTIFIED SUBSTITUTE TEACHERS	2,500.00- 0.00	2,500.00-	16,079.32 0.00	13,579.32 643.17%	7,262.61 0.00
198	NON-CERTIFIED SUBSTITUTE TEACHERS	20,000.00- 0.00	20,000.00-	14,525.44 0.00	5,474.56- 72.63%	0.00 0.00
201	SOCIAL SECURITY	75,852.00- 0.00	75,852.00-	76,848.83 0.00	996.83 101.31%	16,640.12 0.00
204	STATE RETIREMENT	104,226.00- 0.00	104,226.00-	107,440.66 0.00	3,214.66 103.08%	24,319.74 0.00
206	LIFE INSURANCE	0.00 0.00	0.00	681.72 0.00	681.72 0.00%	68.40 0.00
207	MEDICAL INSURANCE	135,000.00- 0.00	135,000.00-	128,864.63 0.00	6,135.37- 95.46%	13,419.44 0.00
210	UNEMPLOYMENT COMPENSATION	2,106.00- 0.00	2,106.00-	1,896.44 0.00	209.56- 90.05%	25.50 0.00
212	EMPLOYER MEDICARE	17,740.00- 0.00	17,740.00-	18,395.90 0.00	655.90 103.70%	3,961.54 0.00
336	MAINTENANCE AND REPAIR SERVICES-EQUI	5,000.00- 0.00	5,000.00-	1,413.51 0.00	3,586.49- 28.27%	1,045.62 0.00

Statement Of Expenditures And Encumbrances  
JUNE 30, 2011

141 GENERAL PURPOSE SCHOOL  
70000 EDUCATION  
71000 INSTRUCTION  
71200 SPECIAL EDUCATION PROGRAM

Obj	Title	Original Appr Amendments	Total Appropriation	YTD Expenditures YTD Encumbrances	Unencumb Balance Percent Used	JUNE Expen JUNE Encum
399	OTHER CONTRACTED SERVICES	155,000.00- 0.00	155,000.00-	116,964.04 0.00	38,035.96- 75.46%	19,760.47 0.00
429	INSTRUCTIONAL SUPPLIES AND MATERIALS	0.00 0.00	0.00	12,491.48 0.00	12,491.48 0.00%	0.00 0.00
449	TEXTBOOKS	5,000.00- 0.00	5,000.00-	0.00 0.00	5,000.00- 0.00%	0.00 0.00
499	OTHER SUPPLIES AND MATERIALS	28,357.00- 0.00	28,357.00-	17,966.37 0.00	10,390.63- 63.36%	2,375.00- 0.00
725	SPECIAL EDUCATION EQUIPMENT	7,000.00- 0.00	7,000.00-	7,042.73 0.00	42.73 100.61%	100.00 0.00
Total SPECIAL EDUCATION PROGRAM		1,786,984.00- 0.00	1,786,984.00-	1,786,976.46 0.00	7.54- 100.00%	352,941.93 0.00

Statement Of Expenditures And Encumbrances  
JUNE 30, 2011

141 GENERAL PURPOSE SCHOOL  
70000 EDUCATION  
71000 INSTRUCTION  
71300 VOCATIONAL EDUCATION PROGRAM

Obj	Title	Original Appr Amendments	Total Appropriation	YTD Expenditures YTD Encumbrances	Unencumb Balance Percent Used	JUNE Expen JUNE Encum
116	TEACHERS	680,518.00- 0.00	680,518.00-	681,767.62 0.00	1,249.62 100.18%	123,469.20 0.00
117	CAREER LADDER PROGRAM	4,333.00- 0.00	4,333.00-	3,000.00 0.00	1,333.00- 69.24%	200.00 0.00
195	CERTIFIED SUBSTITUTE TEACHERS	0.00 0.00	0.00	5,579.43 0.00	5,579.43 0.00%	3,896.25 0.00
198	NON-CERTIFIED SUBSTITUTE TEACHERS	10,500.00- 0.00	10,500.00-	9,901.13 0.00	598.87- 94.30%	0.00 0.00
201	SOCIAL SECURITY	43,112.00- 0.00	43,112.00-	41,231.58 0.00	1,880.42- 95.64%	7,606.48 0.00
204	STATE RETIREMENT	61,979.00- 0.00	61,979.00-	62,395.49 0.00	416.49 100.67%	11,544.62 0.00
206	LIFE INSURANCE	372.00- 0.00	372.00-	387.60 0.00	15.60 104.19%	38.76 0.00
207	MEDICAL INSURANCE	80,964.00- 0.00	80,964.00-	83,436.76 0.00	2,472.76 103.05%	613.40- 0.00
210	UNEMPLOYMENT COMPENSATION	882.00- 0.00	882.00-	791.55 0.00	90.45- 89.74%	0.00 0.00
212	EMPLOYER MEDICARE	10,083.00- 0.00	10,083.00-	9,661.79 0.00	421.21- 95.82%	1,778.94 0.00
336	MAINTENANCE AND REPAIR SERVICES-EQUI	2,500.00- 0.00	2,500.00-	2,026.99 0.00	473.01- 81.08%	0.00 0.00
399	OTHER CONTRACTED SERVICES	0.00 5,000.00-	5,000.00-	4,796.58 0.00	203.42- 95.93%	4,796.58 0.00
429	INSTRUCTIONAL SUPPLIES AND MATERIALS	18,725.00- 1,369.00	17,356.00-	17,244.98 0.00	111.02- 99.36%	1,042.20 0.00
449	TEXTBOOKS	5,000.00- 0.00	5,000.00-	4,739.99 0.00	260.01- 94.80%	0.00 0.00
499	OTHER SUPPLIES AND MATERIALS	10,000.00- 5,041.00-	15,041.00-	10,675.85 0.00	4,365.15- 70.98%	1,932.70 0.00

Statement Of Expenditures And Encumbrances  
JUNE 30, 2011

141 GENERAL PURPOSE SCHOOL  
70000 EDUCATION  
71000 INSTRUCTION  
71300 VOCATIONAL EDUCATION PROGRAM

Obj	Title	Original Appro Amendments	Total Appropriation	YTD Expenditures YTD Encumbrances	Unencumb Balance Percent Used	JUNE Expen JUNE Encum
730	VOCATIONAL INSTRUCTION EQUIPMENT	6,400.00- 5,672.00	728.00-	727.55 0.00	0.45- 99.94%	0.00 0.00
Total VOCATIONAL EDUCATION PROGRAM		935,368.00- 3,000.00-	938,368.00-	938,364.89 0.00	3.11- 100.00%	155,692.33 0.00

Statement Of Expenditures And Encumbrances  
JUNE 30, 2011

141 GENERAL PURPOSE SCHOOL  
70000 EDUCATION  
71000 INSTRUCTION  
71600 ADULT EDUCATION PROGRAM

Obj	Title	Original Appro Amendments	Total Appropriation	YTD Expenditures YTD Encumbrances	Unencumb Balance Percent Used	JUNE Expen JUNE Encum
116	TEACHERS	14,933.00- 0.00	14,933.00-	15,723.00 0.00	790.00 105.29%	0.00 0.00
189	OTHER SALARIES & WAGES	23,400.00- 0.00	23,400.00-	22,718.92 0.00	681.08- 97.09%	2,019.46 0.00
201	SOCIAL SECURITY	2,377.00- 0.00	2,377.00-	2,110.76 0.00	266.24- 88.80%	125.21 0.00
204	STATE RETIREMENT	2,725.00- 0.00	2,725.00-	2,235.04 0.00	489.96- 82.02%	118.54 0.00
210	UNEMPLOYMENT COMPENSATION	54.00- 0.00	54.00-	51.93 0.00	2.07- 96.17%	0.00 0.00
212	EMPLOYER MEDICARE	556.00- 0.00	556.00-	556.23 0.00	0.23 100.04%	29.29 0.00
429	INSTRUCTIONAL SUPPLIES AND MATERIALS	2,000.00- 13,900.00-	15,900.00-	2,118.65 0.00	13,781.35- 13.32%	224.84 0.00
Total ADULT EDUCATION PROGRAM		46,045.00- 13,900.00-	59,945.00-	45,514.53 0.00	14,430.47- 75.93%	2,517.34 0.00
Total INSTRUCTION		12,495,222.75- 228,819.43-	12,724,042.18-	12,709,364.71 0.00	14,677.47- 99.88%	2,702,580.76 0.00

Statement Of Expenditures And Encumbrances  
JUNE 30, 2011

141 GENERAL PURPOSE SCHOOL  
70000 EDUCATION  
72000 SUPPORT SERVICES  
72120 HEALTH SERVICES

Obj	Title	Original Appro Amendments	Total Appropriation	YTD Expenditures YTD Encumbrances	Unencumb Balance Percent Used	JUNE Expen JUNE Encum
131	MEDICAL PERSONNEL	77,429.00- 0.00	77,429.00-	77,429.00 0.00	0.00 100.00%	14,346.65 0.00
201	SOCIAL SECURITY	4,801.00- 0.00	4,801.00-	4,199.10 0.00	601.90- 87.46%	834.24 0.00
204	STATE RETIREMENT	7,007.00- 0.00	7,007.00-	7,007.34 0.00	0.34 100.00%	1,298.37 0.00
206	LIFE INSURANCE	46.00- 0.00	46.00-	45.60 0.00	0.40- 99.13%	4.56 0.00
207	MEDICAL INSURANCE	16,779.00- 0.00	16,779.00-	14,340.98 0.00	2,438.02- 85.47%	1,306.40 0.00
210	UNEMPLOYMENT COMPENSATION	108.00- 0.00	108.00-	84.00 0.00	24.00- 77.78%	0.00 0.00
212	EMPLOYER MEDICARE	1,123.00- 0.00	1,123.00-	982.03 0.00	140.97- 87.45%	195.10 0.00
355	TRAVEL	2,500.00- 0.00	2,500.00-	5,697.84 0.00	3,197.84 227.91%	965.54 0.00
499	OTHER SUPPLIES AND MATERIALS	2,000.00- 0.00	2,000.00-	305.92 0.00	1,694.08- 15.30%	0.00 0.00
Total HEALTH SERVICES		111,793.00- 0.00	111,793.00-	110,091.81 0.00	1,701.19- 98.48%	18,950.86 0.00

Statement Of Expenditures And Encumbrances  
JUNE 30, 2011

141 GENERAL PURPOSE SCHOOL  
70000 EDUCATION  
72000 SUPPORT SERVICES  
72130 OTHER STUDENT SUPPORT

Obj	Title	Original Appr Amendments	Total Appropriation	YTD Expenditures YTD Encumbrances	Unencumb Balance Percent Used	JUNE Expen JUNE Encum
117	CAREER LADDER PROGRAM	3,000.00- 0.00	3,000.00-	1,904.96 0.00	1,095.04- 63.50%	308.32 0.00
123	GUIDANCE PERSONNEL	284,815.00- 0.00	284,815.00-	280,171.85 0.00	4,643.15- 98.37%	69,756.76 0.00
201	SOCIAL SECURITY	17,845.00- 0.00	17,845.00-	17,102.75 0.00	742.25- 95.84%	4,305.25 0.00
204	STATE RETIREMENT	26,047.00- 0.00	26,047.00-	25,527.90 0.00	519.10- 98.01%	6,340.88 0.00
206	LIFE INSURANCE	137.00- 0.00	137.00-	136.80 0.00	0.20- 99.85%	13.68 0.00
207	MEDICAL INSURANCE	23,637.00- 0.00	23,637.00-	27,119.10 0.00	3,482.10 114.73%	2,909.40 0.00
210	UNEMPLOYMENT COMPENSATION	324.00- 0.00	324.00-	251.99 0.00	72.01- 77.77%	0.00 0.00
212	EMPLOYER MEDICARE	4,173.00- 0.00	4,173.00-	3,999.87 0.00	173.13- 95.85%	1,006.89 0.00
322	EVALUATION AND TESTING	6,000.00- 0.00	6,000.00-	8,817.16 0.00	2,817.16 146.95%	5,478.00 0.00
355	TRAVEL	500.00- 0.00	500.00-	0.00 0.00	500.00- 0.00%	0.00 0.00
Total OTHER STUDENT SUPPORT		366,478.00- 0.00	366,478.00-	365,032.38 0.00	1,445.62- 99.61%	90,119.18 0.00

Statement Of Expenditures And Encumbrances  
JUNE 30, 2011

141 GENERAL PURPOSE SCHOOL  
70000 EDUCATION  
72000 SUPPORT SERVICES  
72210 REGULAR INSTRUCTION PROGRAM

Obj	Title	Original Appr Amendments	Total Appropriation	YTD Expenditures YTD Encumbrances	Unencumb Balance Percent Used	JUNE Expen JUNE Encum
105	SUPERVISOR/DIRECTOR	229,834.00- 0.00	229,834.00-	218,223.96 0.00	11,610.04- 94.95%	18,185.33 0.00
117	CAREER LADDER PROGRAM	5,000.00- 0.00	5,000.00-	3,985.00 0.00	1,015.00- 79.70%	12.50- 0.00
129	LIBRARIANS	152,043.00- 0.00	152,043.00-	151,015.50 0.00	1,027.50- 99.32%	31,582.62 0.00
189	OTHER SALARIES & WAGES	303,223.54- 5,773.54	297,450.00-	302,452.51 0.00	5,002.51 101.68%	27,036.38 0.00
201	SOCIAL SECURITY	42,790.20- 361.20	42,429.00-	40,803.20 0.00	1,625.80- 96.17%	4,658.27 0.00
204	STATE RETIREMENT	54,485.00- 394.00	54,091.00-	53,160.86 0.00	930.14- 98.28%	6,375.77 0.00
206	LIFE INSURANCE	343.00- 0.00	343.00-	342.00 0.00	1.00- 99.71%	34.20 0.00
207	MEDICAL INSURANCE	47,279.00- 0.00	47,279.00-	51,556.32 0.00	4,277.32 109.05%	5,324.54 0.00
210	UNEMPLOYMENT COMPENSATION	810.00- 2.18-	812.18-	599.44 0.00	212.74- 73.81%	0.66 0.00
212	EMPLOYER MEDICARE	10,005.72- 83.72	9,922.00-	9,542.73 0.00	379.27- 96.18%	1,089.44 0.00
307	COMMUNICATION	3,050.00- 120.00	2,930.00-	5,918.82 0.00	2,988.82 202.01%	1,919.65 0.00
336	MAINTENANCE AND REPAIR SERVICES-EQUI	55,000.00- 3,491.11-	58,491.11-	51,346.89 0.00	7,144.22- 87.79%	1,010.92 0.00
348	POSTAL CHARGES	200.00- 112.00	88.00-	88.00 0.00	0.00 100.00%	0.00 0.00
349	PRINTING, STATIONERY AND FORMS	2,000.00- 134.00-	2,134.00-	3,315.08 0.00	1,181.08 155.35%	3,315.08 0.00
355	TRAVEL	53,652.91- 3,280.03	50,372.88-	40,971.52 0.00	9,401.36- 81.34%	6,378.57 0.00

Statement Of Expenditures And Encumbrances  
JUNE 30, 2011

141 GENERAL PURPOSE SCHOOL  
70000 EDUCATION  
72000 SUPPORT SERVICES  
72210 REGULAR INSTRUCTION PROGRAM

Obj	Title	Original Appro Amendments	Total Appropriation	YTD Expenditures YTD Encumbrances	Unencumb Balance Percent Used	JUNE Expen JUNE Encum
399	OTHER CONTRACTED SERVICES	214,663.74- 23,962.36-	238,626.10-	220,150.91 0.00	18,475.19- 92.26%	65,321.66 0.00
432	LIBRARY BOOKS/MEDIA	8,879.52- 192.13	8,687.39-	4,402.54 0.00	4,284.85- 50.68%	0.00 0.00
499	OTHER SUPPLIES AND MATERIALS	133,727.00- 102,635.49-	236,362.49-	216,496.68 0.00	19,865.81- 91.60%	3,744.83 0.00
524	IN SERVICE/ STAFF DEVELOPMENT	37,633.00- 14,135.76-	51,768.76-	46,844.69 0.00	4,924.07- 90.49%	1,078.80 0.00
599	OTHER CHARGES	10,126.00- 5,800.00	4,326.00-	2,853.96 0.00	1,472.04- 65.97%	258.94 0.00
790	OTHER EQUIPMENT	48,100.00- 36,770.00-	84,870.00-	82,903.29 0.00	1,966.71- 97.68%	35,323.00- 0.00
Total REGULAR INSTRUCTION PROGRAM		1,412,845.63- 165,014.28-	1,577,859.91-	1,506,973.90 0.00	70,886.01- 95.51%	141,980.16 0.00

Statement Of Expenditures And Encumbrances  
JUNE 30, 2011

141 GENERAL PURPOSE SCHOOL  
70000 EDUCATION  
72000 SUPPORT SERVICES  
72220 SPECIAL EDUCATION PROGRAM

Obj	Title	Original Appro Amendments	Total Appropriation	YTD Expenditures YTD Encumbrances	Unencumb Balance Percent Used	JUNE Expen JUNE Encum
105	SUPERVISOR/DIRECTOR	78,942.00- 0.00	78,942.00-	78,942.96 0.00	0.96 100.00%	6,578.58 0.00
117	CAREER LADDER PROGRAM	1,000.00- 0.00	1,000.00-	1,000.00 0.00	0.00 100.00%	0.00 0.00
124	PHSYCOLOGICAL PERSONNEL	48,357.00- 0.00	48,357.00-	48,357.00 0.00	0.00 100.00%	12,089.25 0.00
162	CLERICAL PERSONNEL	29,219.00- 0.00	29,219.00-	0.00 0.00	29,219.00- 0.00%	0.00 0.00
189	OTHER SALARIES & WAGES	109,263.00- 0.00	109,263.00-	80,541.30 0.00	28,721.70- 73.71%	5,543.63 0.00
201	SOCIAL SECURITY	16,541.00- 0.00	16,541.00-	12,388.00 0.00	4,153.00- 74.89%	1,439.89 0.00
204	STATE RETIREMENT	21,032.00- 0.00	21,032.00-	17,894.88 0.00	3,137.12- 85.08%	2,122.52 0.00
206	LIFE INSURANCE	0.00 0.00	0.00	114.00 0.00	114.00 0.00%	11.40 0.00
207	MEDICAL INSURANCE	28,700.00- 0.00	28,700.00-	19,143.31 0.00	9,556.69- 66.70%	2,111.50 0.00
210	UNEMPLOYMENT COMPENSATION	324.00- 0.00	324.00-	209.50 0.00	114.50- 64.66%	0.00 0.00
212	EMPLOYER MEDICARE	3,868.00- 0.00	3,868.00-	2,897.20 0.00	970.80- 74.90%	336.75 0.00
355	TRAVEL	20,000.00- 0.00	20,000.00-	8,540.93 0.00	11,459.07- 42.70%	2,483.08 0.00
499	OTHER SUPPLIES AND MATERIALS	40,000.00- 0.00	40,000.00-	108,055.89 0.00	68,055.89 270.14%	77,188.11 0.00
524	IN SERVICE/ STAFF DEVELOPMENT	50,000.00- 0.00	50,000.00-	68,979.64 0.00	18,979.64 137.96%	7,767.95 0.00
Total SPECIAL EDUCATION PROGRAM		447,246.00- 0.00	447,246.00-	447,064.61 0.00	181.39- 99.96%	117,672.66 0.00



Statement Of Expenditures And Encumbrances  
JUNE 30, 2011

141 GENERAL PURPOSE SCHOOL  
70000 EDUCATION  
72000 SUPPORT SERVICES  
72230 VOCATIONAL EDUCATION PROGRAM

Obj	Title	Original Appr Amendments	Total Appropriation	YTD Expenditures YTD Encumbrances	Unencumb Balance Percent Used	JUNE Expen JUNE Encum
105	SUPERVISOR/DIRECTOR	65,540.00- 0.00	65,540.00-	65,540.03 0.00	0.03 100.00%	5,461.67 0.00
117	CAREER LADDER PROGRAM	3,000.00- 0.00	3,000.00-	3,000.00 0.00	0.00 100.00%	250.00 0.00
127	CAREER LADDER EXTENDED CONTRACTS	10,923.00- 0.00	10,923.00-	10,923.12 0.00	0.12 100.00%	910.26 0.00
161	SECRETARY(S)	26,728.00- 0.00	26,728.00-	26,728.08 0.00	0.08 100.00%	2,227.34 0.00
201	SOCIAL SECURITY	6,584.00- 0.00	6,584.00-	6,555.96 0.00	28.04- 99.57%	548.65 0.00
204	STATE RETIREMENT	8,760.00- 0.00	8,760.00-	8,760.36 0.00	0.36 100.00%	730.03 0.00
206	LIFE INSURANCE	23.00- 0.00	23.00-	22.80 0.00	0.20- 99.13%	2.28 0.00
210	UNEMPLOYMENT COMPENSATION	108.00- 0.00	108.00-	83.99 0.00	24.01- 77.77%	0.00 0.00
212	EMPLOYER MEDICARE	1,540.00- 0.00	1,540.00-	1,533.26 0.00	6.74- 99.56%	128.32 0.00
355	TRAVEL	6,850.00- 3,000.00	3,850.00-	3,783.45 0.00	66.55- 98.27%	2,686.51 0.00
Total VOCATIONAL EDUCATION PROGRAM		130,056.00- 3,000.00	127,056.00-	126,931.05 0.00	124.95- 99.90%	12,945.06 0.00

Statement Of Expenditures And Encumbrances  
JUNE 30, 2011

141 GENERAL PURPOSE SCHOOL  
70000 EDUCATION  
72000 SUPPORT SERVICES  
72260 ADULT PROGRAMS

Obj	Title	Original Appr Amendments	Total Appropriation	YTD Expenditures YTD Encumbrances	Unencumb Balance Percent Used	JUNE Expen JUNE Encum
105	SUPERVISOR/DIRECTOR	71,124.00- 0.00	71,124.00-	71,124.00 0.00	0.00 100.00%	5,927.00 0.00
117	CAREER LADDER PROGRAM	1,000.00- 0.00	1,000.00-	0.00 0.00	1,000.00- 0.00%	0.00 0.00
201	SOCIAL SECURITY	4,472.00- 0.00	4,472.00-	4,409.70 0.00	62.30- 98.61%	367.48 0.00
204	STATE RETIREMENT	6,527.00- 0.00	6,527.00-	6,436.68 0.00	90.32- 98.62%	536.39 0.00
206	LIFE INSURANCE	23.00- 0.00	23.00-	22.80 0.00	0.20- 99.13%	2.28 0.00
207	MEDICAL INSURANCE	5,531.00- 0.00	5,531.00-	5,603.04 0.00	72.04 101.30%	574.68 0.00
210	UNEMPLOYMENT COMPENSATION	54.00- 0.00	54.00-	42.00 0.00	12.00- 77.78%	0.00 0.00
212	EMPLOYER MEDICARE	1,046.00- 0.00	1,046.00-	1,031.31 0.00	14.69- 98.60%	85.94 0.00
524	IN SERVICE/ STAFF DEVELOPMENT	2,158.00- 500.00	2,658.00-	2,658.00 0.00	0.00 100.00%	0.00 0.00
Total ADULT PROGRAMS		91,935.00- 500.00	92,435.00-	91,327.53 0.00	1,107.47- 98.80%	7,493.77 0.00

Statement Of Expenditures And Encumbrances  
JUNE 30, 2011

141 GENERAL PURPOSE SCHOOL  
70000 EDUCATION  
72000 SUPPORT SERVICES  
72310 BOARD OF EDUCATION

Obj	Title	Original Appro Amendments	Total Appropriation	YTD Expenditures YTD Encumbrances	Unencumb Balance Percent Used	JUNE Expen JUNE Encum
189	OTHER SALARIES & WAGES	3,600.00- 0.00	3,600.00-	3,600.00 0.00	0.00 100.00%	300.00 0.00
191	BOARD AND COMMITTEE MEMBERS FEES	25,200.00- 0.00	25,200.00-	25,200.00 0.00	0.00 100.00%	2,100.00 0.00
201	SOCIAL SECURITY	1,786.00- 0.00	1,786.00-	1,785.60 0.00	0.40- 99.98%	148.80 0.00
204	STATE RETIREMENT	326.00- 0.00	326.00-	325.80 0.00	0.20- 99.94%	27.15 0.00
210	UNEMPLOYMENT COMPENSATION	0.00 0.00	0.00	2.53 0.00	2.53 0.00%	0.00 0.00
212	EMPLOYER MEDICARE	418.00- 0.00	418.00-	417.60 0.00	0.40- 99.90%	34.80 0.00
305	AUDIT SERVICES	6,375.00- 0.00	6,375.00-	6,650.00 0.00	275.00 104.31%	0.00 0.00
320	DUES AND MEMBERSHIPS	11,000.00- 0.00	11,000.00-	9,761.00 0.00	1,239.00- 88.74%	0.00 0.00
331	LEGAL SERVICES	5,000.00- 0.00	5,000.00-	8,255.50 0.00	3,255.50 165.11%	0.00 0.00
499	OTHER SUPPLIES AND MATERIALS	69,500.00- 56,527.21-	126,027.21-	113,503.90 0.00	12,523.31- 90.06%	33,339.33 0.00
506	LIABILITY INSURANCE	82,000.00- 0.00	82,000.00-	81,554.43 0.00	445.57- 99.46%	0.00 0.00
510	TRUSTEE'S COMMISSION	80,000.00- 0.00	80,000.00-	88,017.57 0.00	8,017.57 110.02%	4,455.90 0.00
513	WORKMAN'S COMPENSATION INSURANCE	97,175.00- 0.00	97,175.00-	99,829.00 0.00	2,654.00 102.73%	0.00 0.00
Total BOARD OF EDUCATION		382,380.00- 56,527.21-	438,907.21-	438,902.93 0.00	4.28- 100.00%	40,405.98 0.00

Statement Of Expenditures And Encumbrances  
JUNE 30, 2011

141 GENERAL PURPOSE SCHOOL  
70000 EDUCATION  
72000 SUPPORT SERVICES  
72320 DIRECTOR OF SCHOOLS

Obj	Title	Original Appro Amendments	Total Appropriation	YTD Expenditures YTD Encumbrances	Unencumb Balance Percent Used	JUNE Expen JUNE Encum
101	COUNTY OFFICIAL/ADMINISTRATIVE OFFIC	90,300.00- 0.00	90,300.00-	90,300.00 0.00	0.00 100.00%	7,525.00 0.00
117	CAREER LADDER PROGRAM	1,000.00- 1,000.00	0.00	1,000.00 0.00	1,000.00 0.00%	1,000.00 0.00
189	OTHER SALARIES & WAGES	0.00 1,000.00-	1,000.00-	0.00 0.00	1,000.00- 0.00%	0.00 0.00
201	SOCIAL SECURITY	5,661.00- 0.00	5,661.00-	5,611.38 0.00	49.62- 99.12%	523.53 0.00
204	STATE RETIREMENT	8,263.00- 0.00	8,263.00-	8,262.62 0.00	0.38- 100.00%	771.51 0.00
206	LIFE INSURANCE	23.00- 0.00	23.00-	22.80 0.00	0.20- 99.13%	2.28 0.00
207	MEDICAL INSURANCE	12,334.00- 0.00	12,334.00-	11,792.95 0.00	541.05- 95.61%	1,121.23 0.00
212	EMPLOYER MEDICARE	1,324.00- 0.00	1,324.00-	1,312.34 0.00	11.66- 99.12%	122.44 0.00
307	COMMUNICATION	13,000.00- 0.00	13,000.00-	12,661.52 0.00	338.48- 97.40%	2,248.20 0.00
348	POSTAL CHARGES	5,000.00- 0.00	5,000.00-	3,902.00 0.00	1,098.00- 78.04%	100.00 0.00
355	TRAVEL	9,000.00- 0.00	9,000.00-	9,851.28 0.00	851.28 109.46%	650.00 0.00
399	OTHER CONTRACTED SERVICES	5,000.00- 0.00	5,000.00-	6,710.05 0.00	1,710.05 134.20%	714.08 0.00
435	OFFICE SUPPLIES	5,000.00- 0.00	5,000.00-	835.28 0.00	4,164.72- 16.71%	16.58 0.00
Total DIRECTOR OF SCHOOLS		155,905.00- 0.00	155,905.00-	152,262.22 0.00	3,642.78- 97.66%	14,794.85 0.00

Statement Of Expenditures And Encumbrances  
JUNE 30, 2011

141 GENERAL PURPOSE SCHOOL  
70000 EDUCATION  
72000 SUPPORT SERVICES  
72410 OFFICE OF THE PRINCIPAL

Obj	Title	Original Appro Amendments	Total Appropriation	YTD Expenditures YTD Encumbrances	Unencumb Balance Percent Used	JUNE Expen JUNE Encum
104	PRINCIPALS	401,018.00- 0.00	401,018.00-	399,578.59 0.00	1,439.41- 99.64%	78,294.96 0.00
117	CAREER LADDER PROGRAM	18,000.00- 0.00	18,000.00-	4,000.00 0.00	14,000.00- 22.22%	0.00 0.00
139	ASSISTANT PRINCIPALS	192,421.00- 0.00	192,421.00-	193,918.61 0.00	1,497.61 100.78%	48,105.24 0.00
161	SECRETARY(S)	249,670.00- 6,791.97-	256,461.97-	259,383.50 0.00	2,921.53 101.14%	10,055.50 0.00
162	CLERICAL PERSONNEL	16,489.00- 0.00	16,489.00-	16,055.64 0.00	433.36- 97.37%	0.00 0.00
201	SOCIAL SECURITY	54,411.00- 0.00	54,411.00-	52,153.14 0.00	2,257.86- 95.85%	8,337.01 0.00
204	STATE RETIREMENT	70,959.00- 0.00	70,959.00-	69,735.20 0.00	1,223.80- 98.28%	12,029.45 0.00
206	LIFE INSURANCE	228.00- 0.00	228.00-	228.00 0.00	0.00 100.00%	22.80 0.00
207	MEDICAL INSURANCE	40,114.00- 0.00	40,114.00-	45,627.65 0.00	5,513.65 113.74%	4,778.33 0.00
210	UNEMPLOYMENT COMPENSATION	1,296.00- 0.00	1,296.00-	997.75 0.00	298.25- 76.99%	4.16 0.00
212	EMPLOYER MEDICARE	12,725.00- 0.00	12,725.00-	12,197.10 0.00	527.90- 95.85%	1,949.74 0.00
307	COMMUNICATION	30,000.00- 0.00	30,000.00-	33,056.70 0.00	3,056.70 110.19%	5,998.62 0.00
499	OTHER SUPPLIES AND MATERIALS	120,000.00- 0.00	120,000.00-	111,581.64 0.00	8,418.36- 92.98%	15,110.16 0.00
Total OFFICE OF THE PRINCIPAL		1,207,331.00- 6,791.97-	1,214,122.97-	1,198,513.52 0.00	15,609.45- 98.71%	184,685.97 0.00

Statement Of Expenditures And Encumbrances  
JUNE 30, 2011

141 GENERAL PURPOSE SCHOOL  
70000 EDUCATION  
72000 SUPPORT SERVICES  
72510 FISCAL SERVICES

Obj	Title	Original Appro Amendments	Total Appropriation	YTD Expenditures YTD Encumbrances	Unencumb Balance Percent Used	JUNE Expen JUNE Encum
119	ACCOUNTANTS/BOOKKEEPERS	117,319.00- 0.00	117,319.00-	108,062.22 0.00	9,256.78- 92.11%	6,146.56 0.00
162	CLERICAL PERSONNEL	38,211.00- 0.00	38,211.00-	48,028.94 0.00	9,817.94 125.69%	9,623.92 0.00
201	SOCIAL SECURITY	9,643.00- 0.00	9,643.00-	9,380.61 0.00	262.39- 97.28%	950.83 0.00
204	STATE RETIREMENT	11,475.00- 0.00	11,475.00-	11,508.08 0.00	33.08 100.29%	1,121.19 0.00
207	MEDICAL INSURANCE	8,573.00- 0.00	8,573.00-	7,583.06 0.00	989.94- 88.45%	706.37 0.00
210	UNEMPLOYMENT COMPENSATION	162.00- 0.00	162.00-	166.51 0.00	4.51 102.78%	20.26 0.00
212	EMPLOYER MEDICARE	2,255.00- 0.00	2,255.00-	2,193.85 0.00	61.15- 97.29%	222.37 0.00
355	TRAVEL	875.00- 0.00	875.00-	443.84 0.00	431.16- 50.72%	0.00 0.00
399	OTHER CONTRACTED SERVICES	8,200.00- 0.00	8,200.00-	7,572.26 0.00	627.74- 92.34%	133.26 0.00
411	DATA PROCESSING SUPPLIES	2,000.00- 0.00	2,000.00-	1,155.07 0.00	844.93- 57.75%	0.00 0.00
499	OTHER SUPPLIES AND MATERIALS	2,000.00- 0.00	2,000.00-	22.00 0.00	1,978.00- 1.10%	0.00 0.00
Total FISCAL SERVICES		200,713.00- 0.00	200,713.00-	196,116.44 0.00	4,596.56- 97.71%	18,924.76 0.00

Statement Of Expenditures And Encumbrances  
JUNE 30, 2011

141 GENERAL PURPOSE SCHOOL  
70000 EDUCATION  
72000 SUPPORT SERVICES  
72610 OPERATION OF PLANT

Obj	Title	Original Appro Amendments	Total Appropriation	YTD Expenditures YTD Encumbrances	Unencumb Balance Percent Used	JUNE Expen JUNE Encum
166	CUSTODIAL PERSONNEL	377,670.00- 0.00	377,670.00-	380,111.48 0.00	2,441.48 100.65%	4,355.20 0.00
201	SOCIAL SECURITY	23,416.00- 0.00	23,416.00-	23,525.72 0.00	109.72 100.47%	270.04 0.00
204	STATE RETIREMENT	22,169.00- 0.00	22,169.00-	18,368.81 0.00	3,800.19- 82.86%	157.64 0.00
210	UNEMPLOYMENT COMPENSATION	2,500.00- 0.00	2,500.00-	1,524.64 0.00	975.36- 60.99%	16.16 0.00
212	EMPLOYER MEDICARE	5,476.00- 0.00	5,476.00-	5,501.95 0.00	25.95 100.47%	63.16 0.00
399	OTHER CONTRACTED SERVICES	66,788.00- 0.00	66,788.00-	68,389.76 0.00	1,601.76 102.40%	3,956.98 0.00
410	CUSTODIAL SUPPLIES	42,000.00- 406.10-	42,406.10-	41,486.21 0.00	919.89- 97.83%	332.02 0.00
415	ELECTRICITY	605,000.00- 66,177.80-	671,177.80-	667,059.89 0.00	4,117.91- 99.39%	58,870.24 0.00
434	NATURAL GAS	175,000.00- 0.00	175,000.00-	162,262.44 0.00	12,737.56- 92.72%	0.00 0.00
454	WATER AND SEWER	65,000.00- 5,000.00-	70,000.00-	91,330.72 0.00	21,330.72 130.47%	11,628.43 0.00
499	OTHER SUPPLIES AND MATERIALS	0.00 0.00	0.00	26.48 0.00	26.48 0.00%	0.00 0.00
501	BOILER INSURANCE	6,724.00- 0.00	6,724.00-	6,724.00 0.00	0.00 100.00%	0.00 0.00
502	BUILDING AND CONTENTS INSURANCE	118,215.00- 0.00	118,215.00-	115,215.00 0.00	3,000.00- 97.46%	0.00 0.00
Total OPERATION OF PLANT		1,509,958.00- 71,583.90-	1,581,541.90-	1,581,527.10 0.00	14.80- 100.00%	79,649.87 0.00

Statement Of Expenditures And Encumbrances  
JUNE 30, 2011

141 GENERAL PURPOSE SCHOOL  
70000 EDUCATION  
72000 SUPPORT SERVICES  
72620 MAINTENANCE OF PLANT

Obj	Title	Original Appro Amendments	Total Appropriation	YTD Expenditures YTD Encumbrances	Unencumb Balance Percent Used	JUNE Expen JUNE Encum
167	MAINTENANCE PERSONNEL	126,880.00- 0.00	126,880.00-	121,847.28 0.00	5,032.72- 96.03%	11,306.68 0.00
201	SOCIAL SECURITY	7,867.00- 0.00	7,867.00-	7,457.12 0.00	409.88- 94.79%	701.00 0.00
204	STATE RETIREMENT	7,448.00- 0.00	7,448.00-	6,895.84 0.00	552.16- 92.59%	581.52 0.00
207	MEDICAL INSURANCE	0.00 0.00	0.00	16,319.66 0.00	16,319.66 0.00%	1,784.04 0.00
210	UNEMPLOYMENT COMPENSATION	216.00- 0.00	216.00-	259.50 0.00	43.50 120.14%	0.00 0.00
212	EMPLOYER MEDICARE	1,840.00- 0.00	1,840.00-	1,766.79 0.00	73.21- 96.02%	163.95 0.00
338	MAINTENANCE AND REPAIR SERVICES-VEHI	500.00- 0.00	500.00-	450.25 0.00	49.75- 90.05%	351.90 0.00
499	OTHER SUPPLIES AND MATERIALS	151,500.00- 77,376.05-	228,876.05-	230,734.50 0.00	1,858.45 100.81%	8,553.24 0.00
701	ADMINISTRATION EQUIPMENT	20,000.00- 0.00	20,000.00-	0.00 0.00	20,000.00- 0.00%	0.00 0.00
Total MAINTENANCE OF PLANT		316,251.00- 77,376.05-	393,627.05-	385,730.94 0.00	7,896.11- 97.99%	23,442.33 0.00

Statement Of Expenditures And Encumbrances  
JUNE 30, 2011

141 GENERAL PURPOSE SCHOOL  
70000 EDUCATION  
72000 SUPPORT SERVICES  
72710 TRANSPORTATION

Obj	Title	Original Appro Amendments	Total Appropriation	YTD Expenditures YTD Encumbrances	Unencumb Balance Percent Used	JUNE Expen JUNE Encum
189	OTHER SALARIES & WAGES	30,691.00- 0.00	30,691.00-	27,378.10 0.00	3,312.90- 89.21%	0.00 0.00
201	SOCIAL SECURITY	1,903.00- 0.00	1,903.00-	1,697.47 0.00	205.53- 89.20%	0.00 0.00
210	UNEMPLOYMENT COMPENSATION	185.00- 0.00	185.00-	163.91 0.00	21.09- 88.60%	0.00 0.00
212	EMPLOYER MEDICARE	445.00- 0.00	445.00-	396.97 0.00	48.03- 89.21%	0.00 0.00
315	CONTRACTS WITH VEHICLE OWNERS	1,070,000.00- 3,000.00-	1,073,000.00-	1,078,115.68 0.00	5,115.68 100.48%	2,244.04 0.00
338	MAINTENANCE AND REPAIR SERVICES-VEHI	7,500.00- 1,405.26	6,094.74-	6,070.94 0.00	23.80- 99.61%	4,031.37 0.00
412	DIESEL FUEL	8,000.00- 4,411.60-	12,411.60-	10,894.26 0.00	1,517.34- 87.77%	1,432.24 0.00
499	OTHER SUPPLIES AND MATERIALS	3,000.00- 0.00	3,000.00-	3,000.00 0.00	0.00 100.00%	0.00 0.00
511	VEHICLE AND EQUIPMENT INSURANCE	3,000.00- 0.00	3,000.00-	3,000.00 0.00	0.00 100.00%	0.00 0.00
725	SPECIAL EDUCATION EQUIPMENT	10,000.00- 10,000.00	0.00	0.00 0.00	0.00 0.00%	0.00 0.00
729	TRANSPORTATION EQUIPMENT	0.00 9,500.00-	9,500.00-	9,500.00 0.00	0.00 100.00%	0.00 0.00
Total TRANSPORTATION		1,134,724.00- 5,506.34-	1,140,230.34-	1,140,217.33 0.00	13.01- 100.00%	7,707.65 0.00

Statement Of Expenditures And Encumbrances  
JUNE 30, 2011

141 GENERAL PURPOSE SCHOOL  
70000 EDUCATION  
72000 SUPPORT SERVICES  
72810 CENTRAL AND OTHER

Obj	Title	Original Appro Amendments	Total Appropriation	YTD Expenditures YTD Encumbrances	Unencumb Balance Percent Used	JUNE Expen JUNE Encum
189	OTHER SALARIES & WAGES	105,234.00- 0.00	105,234.00-	102,888.00 0.00	2,346.00- 97.77%	102,888.00 0.00
201	SOCIAL SECURITY	6,524.00- 0.00	6,524.00-	5,540.92 0.00	983.08- 84.93%	5,540.92 0.00
204	STATE RETIREMENT	6,872.00- 0.00	6,872.00-	4,758.98 0.00	2,113.02- 69.25%	4,758.98 0.00
207	MEDICAL INSURANCE	2,340.00- 0.00	2,340.00-	329.89 0.00	2,010.11- 14.10%	329.89 0.00
210	UNEMPLOYMENT COMPENSATION	360.00- 0.00	360.00-	378.05 0.00	18.05 105.01%	378.05 0.00
212	EMPLOYER MEDICARE	1,526.00- 0.00	1,526.00-	0.00 0.00	1,526.00- 0.00%	0.00 0.00
499	OTHER SUPPLIES AND MATERIALS	800.00- 0.00	800.00-	637.93 0.00	162.07- 79.74%	200.00 0.00
Total CENTRAL AND OTHER		123,656.00- 0.00	123,656.00-	114,533.77 0.00	9,122.23- 92.62%	114,095.84 0.00
Total SUPPORT SERVICES		7,591,271.63- 380,299.75-	7,971,571.38-	7,855,225.53	116,345.85- 98.54%	872,868.94

Statement Of Expenditures And Encumbrances  
JUNE 30, 2011

141 GENERAL PURPOSE SCHOOL  
70000 EDUCATION  
73000 OPERATION OF NON-INSTRUCTIONAL SERVICES  
73100 FOOD SERVICE

Obj	Title	Original Appro Amendments	Total Appropriation	YTD Expenditures YTD Encumbrances	Unencumb Balance Percent Used	JUNE Expen JUNE Encum
189	OTHER SALARIES & WAGES	5,785.00- 0.00	5,785.00-	5,544.15 0.00	240.85- 95.84%	2,571.20 0.00
201	SOCIAL SECURITY	359.00- 0.00	359.00-	343.74 0.00	15.26- 95.75%	159.42 0.00
204	STATE RETIREMENT	340.00- 0.00	340.00-	325.45 0.00	14.55- 95.72%	150.93 0.00
210	UNEMPLOYMENT COMPENSATION	35.00- 0.00	35.00-	33.26 0.00	1.74- 95.03%	15.43 0.00
212	EMPLOYER MEDICARE	84.00- 0.00	84.00-	80.39 0.00	3.61- 95.70%	37.28 0.00
Total FOOD SERVICE		6,603.00- 0.00	6,603.00-	6,326.99 0.00	276.01- 95.82%	2,934.26 0.00

Statement Of Expenditures And Encumbrances  
JUNE 30, 2011

141 GENERAL PURPOSE SCHOOL  
70000 EDUCATION  
73000 OPERATION OF NON-INSTRUCTIONAL SERVICES  
73300 COMMUNITY SERVICES

Obj	Title	Original Appro Amendments	Total Appropriation	YTD Expenditures YTD Encumbrances	Unencumb Balance Percent Used	JUNE Expen JUNE Encum
105	SUPERVISOR/DIRECTOR	44,921.00- 0.00	44,921.00-	44,921.04 0.00	0.04 100.00%	11,230.26 0.00
189	OTHER SALARIES & WAGES	32,386.00- 0.00	32,386.00-	32,385.96 0.00	0.04- 100.00%	2,698.83 0.00
201	SOCIAL SECURITY	4,793.00- 0.00	4,793.00-	4,597.57 0.00	195.43- 95.92%	843.75 0.00
204	STATE RETIREMENT	5,966.00- 0.00	5,966.00-	5,966.40 0.00	0.40 100.01%	1,174.76 0.00
207	MEDICAL INSURANCE	17,532.00- 0.00	17,532.00-	17,378.30 0.00	153.70- 99.12%	1,764.26 0.00
210	UNEMPLOYMENT COMPENSATION	108.00- 0.00	108.00-	83.99 0.00	24.01- 77.77%	0.00 0.00
212	EMPLOYER MEDICARE	1,121.00- 0.00	1,121.00-	1,075.25 0.00	45.75- 95.92%	197.34 0.00
355	TRAVEL	2,500.00- 0.00	2,500.00-	1,955.14 0.00	544.86- 78.21%	807.50 0.00
499	OTHER SUPPLIES AND MATERIALS	11,436.00- 0.00	11,436.00-	3,586.11 0.00	7,849.89- 31.36%	1,476.19 0.00
Total COMMUNITY SERVICES		120,763.00- 0.00	120,763.00-	111,949.76 0.00	8,813.24- 92.70%	20,192.89 0.00
Total OPERATION OF NON-INSTRUCTIONAL		127,366.00-	127,366.00-	118,276.75	9,089.25- 92.86%	23,127.15

Statement Of Expenditures And Encumbrances  
JUNE 30, 2011

141 GENERAL PURPOSE SCHOOL  
70000 EDUCATION  
76000 CAPITAL OUTLAY  
76100 REGULAR CAPITAL OUTLAY

Obj	Title	Original Appro Amendments	Total Appropriation	YTD Expenditures YTD Encumbrances	Unencumb Balance Percent Used	JUNE Expen JUNE Encum
321	ENGINEERING SERVICES	5,000.00- 0.00	5,000.00-	0.00 0.00	5,000.00- 0.00%	0.00 0.00
Total REGULAR CAPITAL OUTLAY		5,000.00- 0.00	5,000.00-	0.00 0.00	5,000.00- 0.00%	0.00 0.00
Total CAPITAL OUTLAY		5,000.00-	5,000.00-		5,000.00- %	
Total EDUCATION		20,218,860.38- 609,119.18-	20,827,979.56-	20,682,866.99 0.00	145,112.57- 99.30%	3,598,576.85 0.00

Statement Of Expenditures And Encumbrances  
JUNE 30, 2011

141 GENERAL PURPOSE SCHOOL  
80000 DEBT SERVICE  
82100 PRINCIPAL ON DEBT  
82130 EDUCATION

Obj	Title	Original Appro Amendments	Total Appropriation	YTD Expenditures YTD Encumbrances	Unencumb Balance Percent Used	JUNE Expen JUNE Encum
602	PRINCIPAL ON NOTES	21,074.00- 0.00	21,074.00-	21,074.00 0.00	0.00 100.00%	21,074.00 0.00
Total EDUCATION		21,074.00- 0.00	21,074.00-	21,074.00 0.00	0.00 100.00%	21,074.00 0.00
Total PRINCIPAL ON DEBT		21,074.00-	21,074.00-	21,074.00	100.00%	21,074.00

Statement Of Expenditures And Encumbrances  
JUNE 30, 2011

141 GENERAL PURPOSE SCHOOL  
80000 DEBT SERVICE  
82200 INTEREST ON DEBT  
82230 EDUCATION

Obj	Title	Original Appro Amendments	Total Appropriation	YTD Expenditures YTD Encumbrances	Unencumb Balance Percent Used	JUNE Expen JUNE Encum
604	INTEREST ON NOTES	4,926.00- 0.00	4,926.00-	4,926.00 0.00	0.00 100.00%	4,926.00 0.00
Total EDUCATION		4,926.00- 0.00	4,926.00-	4,926.00 0.00	0.00 100.00%	4,926.00 0.00
Total INTEREST ON DEBT		4,926.00-	4,926.00-	4,926.00	100.00%	4,926.00
Total DEBT SERVICE		26,000.00- 0.00	26,000.00-	26,000.00 0.00	0.00 100.00%	26,000.00 0.00

Statement Of Expenditures And Encumbrances  
JUNE 30, 2011

141 GENERAL PURPOSE SCHOOL  
82330 EDUCATION

Obj	Title	Original Appr Amendments	Total Appropriation	YTD Expenditures YTD Encumbrances	Unencumb Balance Percent Used	JUNE Expen JUNE Encum
699	OTHER DEBT SERVICE	500,000.00- 0.00	500,000.00-	500,000.00 0.00	0.00 100.00%	500,000.00 0.00
	Total EDUCATION	500,000.00- 0.00	500,000.00-	500,000.00 0.00	0.00 100.00%	500,000.00 0.00
		0.00 0.00	0.00	0.00 0.00	0.00 0.00	0.00 0.00
	Total Expenditures	20,744,860.38- 609,119.18-	21,353,979.56-	21,208,866.99 0.00	145,112.57- 99.32%	4,124,576.85 0.00
	Total Other Uses	0.00 0.00	0.00	0.00 0.00	0.00 0.00%	0.00 0.00
	Total GENERAL PURPOSE SCHOOL	20,744,860.38- 609,119.18-	21,353,979.56-	21,208,866.99 0.00	145,112.57- 99.32%	4,124,576.85 0.00

Statement Of Expenditures And Encumbrances  
JUNE 30, 2011

142 SCHOOL FEDERAL PROJECTS  
70000 EDUCATION  
71000 INSTRUCTION  
71100 REGULAR INSTRUCTION PROGRAM

Obj	Title	Original Appr Amendments	Total Appropriation	YTD Expenditures YTD Encumbrances	Unencumb Balance Percent Used	JUNE Expen JUNE Encum
116	TEACHERS	680,945.20- 10,860.74	670,084.46-	668,497.41 0.00	1,587.05- 99.76%	67,083.14 0.00
163	EDUCATIONAL ASSISTANTS	198,310.14- 0.00	198,310.14-	174,588.96 0.00	23,721.18- 88.04%	0.00 0.00
195	CERTIFIED SUBSTITUTE TEACHERS	1,005.38- 462.23-	1,467.61-	870.33 0.00	597.28- 59.30%	405.21 0.00
198	NON-CERTIFIED SUBSTITUTE TEACHERS	14,694.52- 6,566.03-	21,260.55-	18,142.32 0.00	3,118.23- 85.33%	5,361.24 0.00
201	SOCIAL SECURITY	54,771.65- 790.68-	55,562.33-	53,212.72 0.00	2,349.61- 95.77%	4,489.75 0.00
204	STATE RETIREMENT	70,327.77- 2,385.14-	72,712.91-	71,305.27 0.00	1,407.64- 98.06%	6,592.65 0.00
207	MEDICAL INSURANCE	41,240.76- 9,638.00	31,602.76-	26,553.00 0.00	5,049.76- 84.02%	3,006.34 0.00
210	UNEMPLOYMENT COMPENSATION	2,811.42- 108.40	2,703.02-	1,008.16 0.00	1,694.86- 37.30%	0.00 0.00
212	EMPLOYER MEDICARE	12,807.81- 188.47-	12,996.28-	12,446.37 0.00	549.91- 95.77%	1,050.05 0.00
399	OTHER CONTRACTED SERVICES	26,861.00- 18,461.00	8,400.00-	0.00 0.00	8,400.00- 0.00%	0.00 0.00
429	INSTRUCTIONAL SUPPLIES AND MATERIALS	337,970.27- 8,703.95	329,266.32-	231,547.30 0.00	97,719.02- 70.32%	26,853.25 0.00
499	OTHER SUPPLIES AND MATERIALS	40,848.06- 13,810.00	27,038.06-	9,398.34 0.00	17,639.72- 34.76%	600.00 0.00
535	FEE WAIVER	395.00- 473.48-	868.48-	868.48 0.00	0.00 100.00%	0.00 0.00
	Total REGULAR INSTRUCTION PROGRAM	1,482,988.98- 50,716.06	1,432,272.92-	1,268,438.66 0.00	163,834.26- 88.56%	115,441.63 0.00



Statement Of Expenditures And Encumbrances  
JUNE 30, 2011

142 SCHOOL FEDERAL PROJECTS  
70000 EDUCATION  
71000 INSTRUCTION  
71200 SPECIAL EDUCATION PROGRAM

Obj	Title	Original Appro Amendments	Total Appropriation	YTD Expenditures YTD Encumbrances	Unencumb Balance Percent Used	JUNE Expen JUNE Encum
116	TEACHERS	126,329.47- 16,584.04	109,745.43-	83,918.66 0.00	25,826.77- 76.47%	23,212.85 0.00
128	HOMEBOUND TEACHERS	2,500.00- 0.00	2,500.00-	0.00 0.00	2,500.00- 0.00%	0.00 0.00
163	EDUCATIONAL ASSISTANTS	314,474.04- 29,939.90	284,534.14-	241,065.41 0.00	43,468.73- 84.72%	16,419.94 0.00
171	SPEECH PATHOLOGIST	3,480.16- 3,480.16	0.00	0.00 0.00	0.00 0.00%	0.00 0.00
189	OTHER SALARIES & WAGES	1,500.00- 0.00	1,500.00-	1,500.00 0.00	0.00 100.00%	1,847.66- 0.00
195	CERTIFIED SUBSTITUTE TEACHERS	1,000.00- 0.00	1,000.00-	779.25 0.00	220.75- 77.93%	779.25 0.00
198	NON-CERTIFIED SUBSTITUTE TEACHERS	1,859.71- 0.00	1,859.71-	1,012.22 0.00	847.49- 54.43%	0.00 0.00
201	SOCIAL SECURITY	27,279.04- 1,972.24	25,306.80-	20,555.49 0.00	4,751.31- 81.23%	2,439.80 0.00
204	STATE RETIREMENT	27,505.81- 426.17	27,079.64-	20,257.56 0.00	6,822.08- 74.81%	3,058.11 0.00
207	MEDICAL INSURANCE	48,178.28- 32,178.28	16,000.00-	5,838.69 0.00	10,161.31- 36.49%	604.59 0.00
210	UNEMPLOYMENT COMPENSATION	2,511.86- 565.82	1,946.04-	1,346.60 0.00	599.44- 69.20%	41.43 0.00
212	EMPLOYER MEDICARE	6,755.64- 802.37	5,953.27-	4,842.13 0.00	1,111.14- 81.34%	570.59 0.00
336	MAINTENANCE AND REPAIR SERVICES-EQUI	1,000.00- 0.00	1,000.00-	509.71 0.00	490.29- 50.97%	0.00 0.00
399	OTHER CONTRACTED SERVICES	9,791.84- 9,791.84	0.00	0.00 0.00	0.00 0.00%	0.00 0.00
429	INSTRUCTIONAL SUPPLIES AND MATERIALS	5,746.75- 3,668.25	2,078.50-	0.00 0.00	2,078.50- 0.00%	0.00 0.00

Statement Of Expenditures And Encumbrances  
JUNE 30, 2011

142 SCHOOL FEDERAL PROJECTS  
70000 EDUCATION  
71000 INSTRUCTION  
71200 SPECIAL EDUCATION PROGRAM

Obj	Title	Original Appro Amendments	Total Appropriation	YTD Expenditures YTD Encumbrances	Unencumb Balance Percent Used	JUNE Expen JUNE Encum
499	OTHER SUPPLIES AND MATERIALS	954.14- 954.14	0.00	0.00 0.00	0.00 0.00%	0.00 0.00
725	SPECIAL EDUCATION EQUIPMENT	8,294.93- 20,605.07-	28,900.00-	28,825.12 0.00	74.88- 99.74%	3,643.00 0.00
Total SPECIAL EDUCATION PROGRAM		589,161.67- 79,758.14	509,403.53-	410,450.84 0.00	98,952.69- 80.57%	48,921.90 0.00

Statement Of Expenditures And Encumbrances  
JUNE 30, 2011

142 SCHOOL FEDERAL PROJECTS  
70000 EDUCATION  
71000 INSTRUCTION  
71300 VOCATIONAL EDUCATION PROGRAM

Obj	Title	Original Appro Amendments	Total Appropriation	YTD Expenditures YTD Encumbrances	Unencumb Balance Percent Used	JUNE Expen JUNE Encum
429	INSTRUCTIONAL SUPPLIES AND MATERIALS	13,514.00- 0.00	13,514.00-	13,511.34 0.00	2.66- 99.98%	11,011.90 0.00
499	OTHER SUPPLIES AND MATERIALS	8,000.00- 0.00	8,000.00-	8,000.00 0.00	0.00 100.00%	88.36 0.00
730	VOCATIONAL INSTRUCTION EQUIPMENT	26,000.00- 0.00	26,000.00-	26,000.00 0.00	0.00 100.00%	1,874.01 0.00
Total VOCATIONAL EDUCATION PROGRAM		47,514.00- 0.00	47,514.00-	47,511.34 0.00	2.66- 99.99%	12,974.27 0.00
Total INSTRUCTION		2,119,664.65- 130,474.20	1,989,190.45-	1,726,400.84	262,789.61- 86.79%	177,337.80

Statement Of Expenditures And Encumbrances  
JUNE 30, 2011

142 SCHOOL FEDERAL PROJECTS  
70000 EDUCATION  
72000 SUPPORT SERVICES  
72120 HEALTH SERVICES

Obj	Title	Original Appro Amendments	Total Appropriation	YTD Expenditures YTD Encumbrances	Unencumb Balance Percent Used	JUNE Expen JUNE Encum
499	OTHER SUPPLIES AND MATERIALS	3,564.03- 75.02	3,489.01-	3,401.21 0.00	87.80- 97.48%	0.00 0.00
735	HEALTH EQUIPMENT	14,385.00- 0.00	14,385.00-	14,385.00 0.00	0.00 100.00%	0.00 0.00
Total HEALTH SERVICES		17,949.03- 75.02	17,874.01-	17,786.21 0.00	87.80- 99.51%	0.00 0.00

Statement Of Expenditures And Encumbrances  
JUNE 30, 2011

142 SCHOOL FEDERAL PROJECTS  
70000 EDUCATION  
72000 SUPPORT SERVICES  
72130 OTHER STUDENT SUPPORT

Obj	Title	Original Appro Amendments	Total Appropriation	YTD Expenditures YTD Encumbrances	Unencumb Balance Percent Used	JUNE Expen JUNE Encum
189	OTHER SALARIES & WAGES	47,528.25- 95.25	47,433.00-	47,433.00 0.00	0.00 100.00%	3,952.75 0.00
201	SOCIAL SECURITY	2,941.95- 0.00	2,941.95-	2,940.85 0.00	1.10- 99.96%	245.07 0.00
204	STATE RETIREMENT	4,293.88- 0.00	4,293.88-	4,292.64 0.00	1.24- 99.97%	357.72 0.00
207	MEDICAL INSURANCE	6,478.62- 180.00-	6,658.62-	5,700.78 0.00	957.84- 85.62%	574.68 0.00
210	UNEMPLOYMENT COMPENSATION	138.00- 0.00	138.00-	42.00 0.00	96.00- 30.43%	0.00 0.00
212	EMPLOYER MEDICARE	688.15- 0.00	688.15-	687.78 0.00	0.37- 99.95%	57.32 0.00
355	TRAVEL	18,038.44- 0.00	18,038.44-	16,794.44 0.00	1,244.00- 93.10%	357.09 0.00
399	OTHER CONTRACTED SERVICES	0.00 95.25-	95.25-	95.25 0.00	0.00 100.00%	0.00 0.00
524	IN SERVICE/ STAFF DEVELOPMENT	4,000.00- 0.00	4,000.00-	4,000.00 0.00	0.00 100.00%	60.34 0.00
599	OTHER CHARGES	15,440.08- 0.00	15,440.08-	12,783.45 0.00	2,656.63- 82.79%	1,139.62 0.00
Total OTHER STUDENT SUPPORT		99,547.37- 180.00-	99,727.37-	94,770.19 0.00	4,957.18- 95.03%	6,744.59 0.00

Statement Of Expenditures And Encumbrances  
JUNE 30, 2011

142 SCHOOL FEDERAL PROJECTS  
70000 EDUCATION  
72000 SUPPORT SERVICES  
72210 REGULAR INSTRUCTION PROGRAM

Obj	Title	Original Appr Amendments	Total Appropriation	YTD Expenditures YTD Encumbrances	Unencumb Balance Percent Used	JUNE Expen JUNE Encum
105	SUPERVISOR/DIRECTOR	80,842.29- 1,749.82	79,092.47-	78,942.96 0.00	149.51- 99.81%	6,578.58 0.00
162	CLERICAL PERSONNEL	29,884.38- 4,152.15-	34,036.53-	34,036.53 0.00	0.00 100.00%	30.00 0.00
189	OTHER SALARIES & WAGES	590,049.85- 7,913.96-	597,963.81-	594,981.48 0.00	2,982.33- 99.50%	75,208.18 0.00
196	IN-SERVICE TRAINING	3,000.00- 15,834.08-	18,834.08-	1,450.00 0.00	17,384.08- 7.70%	0.00 0.00
201	SOCIAL SECURITY	44,107.08- 435.95-	44,543.03-	43,416.74 0.00	1,126.29- 97.47%	5,019.36 0.00
204	STATE RETIREMENT	57,468.06- 5,147.14-	62,615.20-	62,377.19 0.00	238.01- 99.62%	7,324.09 0.00
207	MEDICAL INSURANCE	51,531.61- 1,241.09	50,290.52-	37,298.37 0.00	12,992.15- 74.17%	3,510.17 0.00
210	UNEMPLOYMENT COMPENSATION	1,692.99- 820.35	872.64-	422.39 0.00	450.25- 48.40%	0.00 0.00
212	EMPLOYER MEDICARE	10,319.54- 101.60-	10,421.14-	10,149.32 0.00	271.82- 97.39%	1,169.36 0.00
307	COMMUNICATION	4,800.00- 0.00	4,800.00-	4,283.99 0.00	516.01- 89.25%	879.24 0.00
355	TRAVEL	24,105.45- 4,562.18-	28,667.63-	15,648.34 0.00	13,019.29- 54.59%	1,618.08 0.00
437	PERIODICALS	741.95- 0.00	741.95-	0.00 0.00	741.95- 0.00%	0.00 0.00
499	OTHER SUPPLIES AND MATERIALS	5,321.94- 340.80	4,981.14-	3,599.42 0.00	1,381.72- 72.26%	100.00 0.00
524	IN SERVICE/ STAFF DEVELOPMENT	100,482.54- 9,001.63-	109,484.17-	100,343.63 0.00	9,140.54- 91.65%	7,587.55 0.00
599	OTHER CHARGES	19,393.90- 10,101.00	9,292.90-	3,497.63 0.00	5,795.27- 37.64%	48.24 0.00

Statement Of Expenditures And Encumbrances  
JUNE 30, 2011

142 SCHOOL FEDERAL PROJECTS  
70000 EDUCATION  
72000 SUPPORT SERVICES  
72210 REGULAR INSTRUCTION PROGRAM

Obj	Title	Original Appr Amendments	Total Appropriation	YTD Expenditures YTD Encumbrances	Unencumb Balance Percent Used	JUNE Expen JUNE Encum
790	OTHER EQUIPMENT	4,037.96- 1,037.96	3,000.00-	0.00 0.00	3,000.00- 0.00%	0.00 0.00
Total REGULAR INSTRUCTION PROGRAM		1,027,779.54- 31,857.67-	1,059,637.21-	990,447.99 0.00	69,189.22- 93.47%	109,072.85 0.00

Statement Of Expenditures And Encumbrances  
JUNE 30, 2011

142 SCHOOL FEDERAL PROJECTS  
70000 EDUCATION  
72000 SUPPORT SERVICES  
72220 SPECIAL EDUCATION PROGRAM

Obj	Title	Original Appro Amendments	Total Appropriation	YTD Expenditures YTD Encumbrances	Unencumb Balance Percent Used	JUNE Expen JUNE Encum
124	PHSYCOLOGICAL PERSONNEL	46,403.00- 30,935.33-	77,338.33-	46,403.04 0.00	30,935.29- 60.00%	11,600.76 0.00
161	SECRETARY(S)	190,609.68- 50,100.38	140,509.30-	120,085.21 0.00	20,424.09- 85.46%	9,187.76 0.00
171	SPEECH PATHOLOGIST	98,751.00- 74,213.32-	172,964.32-	103,680.39 0.00	69,283.93- 59.94%	23,799.15 0.00
189	OTHER SALARIES & WAGES	0.00 34,450.00-	34,450.00-	25,837.47 0.00	8,612.53- 75.00%	8,612.49 0.00
201	SOCIAL SECURITY	21,303.18- 5,008.15-	26,311.33-	17,822.96 0.00	8,488.37- 67.74%	3,255.86 0.00
204	STATE RETIREMENT	24,869.50- 10,334.17-	35,203.67-	24,025.52 0.00	11,178.15- 68.25%	4,522.44 0.00
206	LIFE INSURANCE	0.00 23.00-	23.00-	0.00 0.00	23.00- 0.00%	0.00 0.00
207	MEDICAL INSURANCE	27,500.00- 13,019.58-	40,519.58-	19,210.83 0.00	21,308.75- 47.41%	2,074.15 0.00
210	UNEMPLOYMENT COMPENSATION	923.96- 79.73-	1,003.69-	643.68 0.00	360.01- 64.13%	0.00 0.00
212	EMPLOYER MEDICARE	4,982.19- 1,171.27-	6,153.46-	4,168.25 0.00	1,985.21- 67.74%	761.44 0.00
355	TRAVEL	8,906.58- 7,906.58	1,000.00-	0.00 0.00	1,000.00- 0.00%	0.00 0.00
499	OTHER SUPPLIES AND MATERIALS	1,002.70- 1,002.70	0.00	0.00 0.00	0.00 0.00%	0.00 0.00
524	IN SERVICE/ STAFF DEVELOPMENT	21,430.07- 165.47	21,264.60-	20,859.32 0.00	405.28- 98.09%	0.00 0.00
790	OTHER EQUIPMENT	0.00 6,100.00-	6,100.00-	5,094.00 0.00	1,006.00- 83.51%	0.00 0.00
Total SPECIAL EDUCATION PROGRAM		446,681.86- 116,159.42-	562,841.28-	387,830.67 0.00	175,010.61- 68.91%	63,814.05 0.00

Statement Of Expenditures And Encumbrances  
JUNE 30, 2011

142 SCHOOL FEDERAL PROJECTS  
70000 EDUCATION  
72000 SUPPORT SERVICES  
72710 TRANSPORTATION

Obj	Title	Original Appro Amendments	Total Appropriation	YTD Expenditures YTD Encumbrances	Unencumb Balance Percent Used	JUNE Expen JUNE Encum
189	OTHER SALARIES & WAGES	12,500.00- 5,000.00	7,500.00-	668.80 0.00	6,831.20- 8.92%	0.00 0.00
201	SOCIAL SECURITY	775.00- 310.00	465.00-	41.47 0.00	423.53- 8.92%	0.00 0.00
204	STATE RETIREMENT	661.25- 221.00	440.25-	39.26 0.00	400.99- 8.92%	0.00 0.00
210	UNEMPLOYMENT COMPENSATION	108.00- 63.00	45.00-	0.00 0.00	45.00- 0.00%	0.00 0.00
212	EMPLOYER MEDICARE	181.75- 73.00	108.75-	9.69 0.00	99.06- 8.91%	0.00 0.00
313	CONTRACTS WITH PARENTS	11,251.80- 1,065.04	10,186.76-	5,425.98 0.00	4,760.78- 53.27%	571.32 0.00
315	CONTRACTS WITH VEHICLE OWNERS	164,594.22- 24,594.22	140,000.00-	129,123.22 0.00	10,876.78- 92.23%	0.00 0.00
524	IN SERVICE/ STAFF DEVELOPMENT	9,357.63- 5,000.00	4,357.63-	478.85 0.00	3,878.78- 10.99%	0.00 0.00
Total TRANSPORTATION		199,429.65- 36,326.26	163,103.39-	135,787.27 0.00	27,316.12- 83.25%	571.32 0.00
Total SUPPORT SERVICES		1,791,387.45- 111,795.81-	1,903,183.26-	1,626,622.33 0.00	276,560.93- 85.47%	180,202.81 0.00
Total EDUCATION		3,911,052.10- 18,678.39	3,892,373.71-	3,353,023.17 0.00	539,350.54- 86.14%	357,540.61 0.00

Statement Of Expenditures And Encumbrances  
JUNE 30, 2011

142 SCHOOL FEDERAL PROJECTS  
99000 OTHER USES  
99100 TRANSFERS OUT

Obj	Title	Original Appro Amendments	Total Appropriation	YTD Expenditures YTD Encumbrances	Unencumb Balance Percent Used	JUNE Expen JUNE Encum
504	INDIRECT COST	8,017.00- 0.00	8,017.00-	8,017.00 0.00	0.00 100.00%	8,017.00 0.00
	Total TRANSFERS OUT	8,017.00- 0.00	8,017.00-	8,017.00 0.00	0.00 100.00%	8,017.00 0.00
	Total OTHER USES	8,017.00- 0.00	8,017.00-	8,017.00 0.00	0.00 100.00%	8,017.00 0.00
	Total Expenditures	3,911,052.10- 18,678.39	3,892,373.71-	3,353,023.17 0.00	539,350.54- 86.14%	357,540.61 0.00
	Total Other Uses	8,017.00- 0.00	8,017.00-	8,017.00 0.00	0.00 100.00%	8,017.00 0.00
	Total SCHOOL FEDERAL PROJECTS	3,919,069.10- 18,678.39	3,900,390.71-	3,361,040.17 0.00	539,350.54- 86.17%	365,557.61 0.00

G/L Month: 06 JUNE  
Beginning Account: 141- -  
Ending Account: 142-ZZZZZ-ZZZ

\* End of Report: UNION CO BOARD OF EDUCATION \*

A Motion was made by **R. L. Jones** and **Second** by **Gary England** to **Approve** the School Budget Report – Quarter Ending June 30, 2011 as presented.

County Chairman, Mike Williams called for a **Roll Call Vote**. **Commissioners Voting For:** J. M. Bailey, Stanley Boles, Jeff Brantley, Bill Cox, Gary England, Dawn Flatford, Jonathan Goforth, Dean Hill, Janet Holloway, Brenda Jessee, R. L. Jones, Wayne Roach, Mike Sexton, Chris Upton, and Doyle Welch. **Commissioners Voting No:** None. **Commissioners Abstaining:** Joyce Meltabarger. **Motion Carried.**

7. There was a brief discussion concerning the county budget however, no action was taken.
  - A. **Resolution No 01 08-08-2011** Appropriation Tax – no action was taken.
  - B. **Resolution No 02 08-08-2011** Tax Levy – no action was taken.
  - C. **Resolution No 03 08-08-2011** Non-Profit/Charitable Contributions – no action was taken.
8. This matter was postponed until the September 12, 2011 county commission meeting.
9. Old Business/New Business
  - A. **Resolution No 04 08-08-2011** to Transfer Funds from General Purpose School Funds to Federal Projects Fund for Fiscal Year Ending June 30, 2012 was presented.

**BEFORE THE COUNTY LEGISLATIVE BODY  
FOR UNION COUNTY, TENNESSEE**

**RESOLUTION NO. 04 08-08-2011**

**RESOLUTION TO TRANSFER FUNDS FROM GENERAL PURPOSE SCHOOL FUNDS  
TO FEDERAL PROJECTS FUND FOR FISCAL YEAR ENDING JUNE 30, 2012**

**WHEREAS**, Federal Projects grants operate on a reimbursement basis and funds are requested from the State of Tennessee by Union County Board of Education for all expenditures on a monthly basis; and,

**WHEREAS**, the Federal Projects Fund operates with a cash deficit at various times throughout the fiscal year due to a slow turn-around time for reimbursements from the State of Tennessee; and,

**WHEREAS**, General Accepted Accounting Principles (GAAP) consider a cash deficit in any fund to be significant deficiency in internal control; and,

**WHEREAS**, Union County School District does not desire to operate any funds with a cash deficit,

NOW, THEREFORE, BE IT RESOLVED, BY THIS COUNTY LEGISLATIVE BODY, meeting in regular session on this 8<sup>th</sup> day of August, 2011, that:

**SECTION 1.** The General Purpose School Fund shall transfer \$300,000.00 to the Federal Projects Fund during the 2011-12 fiscal year.

**SECTION 2.** The \$300,000.00 transfer shall remain in the Federal Projects Fund as a designated fund balance from the General Purpose School Fund and shall be repaid on or before June 30, 2012.

**SECTION 3.** This resolution will take effect on August 8, 2011, and spread upon the minutes of this body.

DULY PASSED and APPROVED in open meeting this 8th day of August, 2011.

**MOTION BY: R.L. Jones ; SECONDED BY: Bill Cox**

**Those voting in the affirmative: J.M. Bailey, Stanley Boles, Jeff Brantley, Bill Cox, Gary**


**England, Dawn Flatford, Jonathan Goforth, Dean Hill, Janet Holloway, Brenda Jessee,**


**R.L. Jones, Wayne Roach, Mike Sexton, Chris Upton, Doyle Welch**

**Those voting no: NONE**

**Those passing: NONE**

**Those Abstaining: Joyce Meltabarger**



Attest:   
Pam Ailor, County Clerk

**PASSED AND APPROVED:**

  
Chairman and County Mayor

A **Motion** was made by **R. L. Jones** and **Second** by **Bill Cox** to **Approve Resolution No 04 08-08-2011** to Transfer Funds from General Purpose School Funds to Federal Projects Fund for Fiscal Year Ending June 30, 2012 as presented.

County Chairman, Mike Williams called for a **Roll Call Vote**. **Commissioners Voting For:** J. M. Bailey, Stanley Boles, Jeff Brantley, Bill Cox, Gary England, Dawn Flatford, Jonathan Goforth, Dean Hill, Janet Holloway, Brenda Jessee, R. L. Jones, Wayne Roach, Mike Sexton, Chris Upton, and Doyle Welch. **Commissioners Voting No:** None. **Commissioners Abstaining:** Joyce Meltabarger. **Motion Carried.**

10. A **Motion** was made by **Chris Upton** and **Second** by **R. L. Jones** to **Adjourn.**

County Chairman, Mike Williams called for an **Aye Vote**. **Motion Carried.**  
Union County Commission's Regular Meeting **Adjourned at 7:35 P.M.**